




Celebrating 100 Years of Meritorious Service

# UNION CHRISTIAN COLLEGE, ALUVA


(Affiliated to Mahatma Gandhi University, Kottayam, Kerala)  
Reaccredited with 'A' Grade by NAAC (IV cycle)

Aluva - 683 102, Ernakulam Dist., Kerala. Ph: +91 484 2609194, 8281811703  
Email: ucc@uccollege.edu.in Website: www.uccollege.edu.in



## Income and Expenditure Account of Infrastructure Augmentation During 01 April 2020 to 31 March 2021

Income		Expense	
Source of Income	Amount	Item	Amount (Academics)
Management	23,35,827.00	<b>Capital work-in-progress</b>	
PD Account (Government)	53,97,783.00	New Academic Block (RUSA)	13,76,221.00
RUSA	13,76,221.00	AB Block	2,81,465.00
		MCA Block	5,01,294.00
		MB Block	45,103.00
		CT Benjamin Hostel	2,77,300.00
		<b>Fixed assets acquired under direct payment system</b>	
		Electrical Equipments	1,43,584.00
		Laboratory Apparatus & Equipments	51,07,629.00
		Computer, Printer & Accessories	1,46,570.00
		<b>Fixed assets (Hostel &amp; Management)</b>	
		Furniture & Fittings	57,246.00
		Computer Software	2,53,700.00
		Computer, Accessories & Network	3,77,624.00
		Photostat Machine	85,000.00
		LCD Projector	35,460.00
		Recording Room	4,21,635.00
<b>Total</b>	<b>91,09,831.00</b>	<b>Total</b>	<b>91,09,831.00</b>

  
Prof. Dr. M. I. Punnoose  
Principal  
Union Christian College, Aluva-2




Page 1

16 NOV 2023

As per our separate  
report of even date attached.

For VARMA & VARMA  
(Firm No. 004532S)



(CA. P. HARIKRISHNANUNNY B. Com, FCA)  
M. No: 213541  
PARTNER  
CHARTERED ACCOUNTANTS

Dated: 12 NOV 2021

The Members,  
Union Christian College,  
ALWAYE – 683 102.

**INDEPENDENT AUDITOR'S REPORT**

***Qualified Opinion:***

We have audited the accompanying financial statements of **THE UNION CHRISTIAN COLLEGE, ALWAYE**, which comprise the Balance sheet as at March 31, 2021, Income and Expenditure Account for the year then ended, and notes to the financial statements, including a summary of significant accounting policies and other explanatory information contained in notes to accounts.

In our opinion and to the best of our information and according to the explanations given to us, and subject to the effects of the matter described in Qualified opinion section of our report and read with Other Notes attached to and forming part of the accounts, the said accounts, read together with the accounting policies and other notes attached thereto, give a true and fair view in conformity with the Accounting Principles generally accepted in India:

- a) In the case of the Balance Sheet, of the state of affairs of the College as at 31<sup>st</sup> March, 2021,
- b) In the case of Income and Expenditure Account of the College, of the excess of Expenditure over Income for the year ended on that date, and
- c) In the case of the Income and Expenditure Account of the Platinum Jubilee Committee, of the excess of Expenditure over Income for the year ended on that date.

***Basis for Qualified Opinion:***

We conducted our audit in accordance with Standards on Auditing (SAs). Our responsibilities under those Standards are further described in the Auditor's Responsibilities for the Audit of the Financial Statements section of our report. We are independent of the entity in accordance with the ethical requirements that are relevant to our audit of the financial statements, and we have fulfilled our other responsibilities in accordance with these requirements.



*Responsibilities of Management and Those Charged with Governance for the Financial Statements:*

Management is responsible for the preparation of these financial statements that give a true and fair view of the financial position and financial performance in accordance with the accounting principles generally accepted in India and for such, internal control as management determines is necessary to enable the preparation of financial statements that are free from material misstatement, whether due to fraud or error.

In preparing the financial statements, management is responsible for assessing the entity's ability to continue as a going concern, disclosing, as applicable, matters related to going concern and using the going concern basis of accounting unless management either intends to liquidate the entity or to cease operations, or has no realistic alternative but to do so.

Those charged with governance are responsible for overseeing the entity's financial reporting process.

*Auditor's Responsibilities for the Audit of the Financial Statements:*

Our objectives are to obtain reasonable assurance about whether the financial statements as a whole are free from material misstatement, whether due to fraud or error, and to issue an auditor's report that includes our opinion. Reasonable assurance is a high level of assurance, but is not a guarantee that an audit conducted in accordance with SAs will always detect a material misstatement when it exists. Misstatements can arise from fraud or error and are considered material if, individually or in the aggregate, they could reasonably be expected to influence the economic decisions of users taken on the basis of these financial statements.

As part of an audit in accordance with SAs, we exercise professional judgment and maintain professional skepticism throughout the audit. We also:

- Identify and assess the risks of material misstatement of the financial statements, whether due to fraud or error, design and perform audit procedures responsive to those risks, and obtain audit evidence that is sufficient and appropriate to provide a basis for our opinion. The risk of not detecting a material misstatement resulting from fraud is higher than for one resulting from error, as fraud may involve collusion, forgery, intentional omissions, misrepresentations, or the override of internal control.
- Obtain an understanding of internal control relevant to the audit in order to design audit procedures that are appropriate in the circumstances, but not for the purpose of expressing an opinion on the effectiveness of the entity's internal control.
- Evaluate the appropriateness of accounting policies used and the reasonableness of accounting estimates and related disclosures made by management.

• Conclude on the appropriateness of management's use of the going concern basis of accounting and, based on the audit evidence obtained, whether a material uncertainty exists related to events or conditions that may cast significant doubt on the entity's ability to continue as a going concern. If we conclude that a material uncertainty exists, we are required to draw attention in our auditor's report to the related disclosures in the financial statements or, if such disclosures are inadequate, to modify our opinion. Our conclusions are based on the audit evidence obtained up to the date of our auditor's report. However, future events or conditions may cause the entity to cease to continue as a going concern.

We believe that the audit evidence obtained by us is sufficient and appropriate to provide a basis for our audit opinion on the consolidated financial statements.

We communicate with those charged with governance regarding, among other matters, the planned scope and timing of the audit and significant audit findings, including any significant deficiencies in internal control that we identify during our audit.

*For Varma & Varma*  
(Firm No.004532S)

Signed

Name

CA P.HARIKRISHNANUNNY,B.Com,FCA  
M.No.213541  
UDIN: 21213541AAAA LU 2959


Address

Partner  
M/s.Varma & Varma  
Chartered Accountants,  
Daiwik Arcade,  
Thirvambadi Road,  
Punkunnam,  
Thrissur-680 002.



12 NOV 2021

**THE UNION CHRISTIAN COLLEGE, ALWAYS**  
**BALANCE SHEET AS AT 31ST MARCH, 2021**

	As per Schedule	As at 31.03.2021	As at 31.03.2020
		Rs.	Rs.
<b>I LIABILITIES</b>			
<b>1 Reserves and surplus:</b>			
a. Capital Fund	1	16,61,15,001.88	16,23,03,892.82
b. Capital Reserve	2	88,31,759.71	82,48,705.71
c. Gratuity Reserve (Management)		20,00,000.00	20,00,000.00
		<b>17,69,46,761.59</b>	<b>17,25,52,598.53</b>
<b>2 Endowment Funds</b>	<b>3</b>	<b>1,33,66,457.60</b>	<b>1,31,95,358.60</b>
<b>3 Current Liabilities</b>	<b>4</b>	<b>3,50,05,002.26</b>	<b>3,14,87,479.26</b>
<b>Total</b>		<b>22,53,18,221.45</b>	<b>21,72,35,436.39</b>
<b>II ASSETS</b>			
<b>1 Fixed Assets</b>	<b>5</b>	<b>10,12,00,834.65</b>	<b>8,36,90,013.26</b>
<b>2 Capital Work-in-Progress</b>	<b>6</b>	<b>3,98,13,716.00</b>	<b>5,83,60,499.00</b>
		<b>14,10,14,550.65</b>	<b>14,20,50,512.26</b>
<b>3 Investments</b>	<b>7</b>	<b>8,57,543.83</b>	<b>8,57,543.83</b>
<b>4 Current Assets, Loans &amp; Advances:</b>	<b>8</b>		
a. Cash on Hand		39,519.00	1,62,509.00
b. Cash with Banks		6,67,80,767.91	5,71,80,851.36
c. Balance with Government-Treasury		57,82,554.28	50,94,700.28
d. Loans and Advances		1,08,43,285.78	1,18,89,319.66
		<b>8,34,46,126.97</b>	<b>7,43,27,380.30</b>
<b>Total</b>		<b>22,53,18,221.45</b>	<b>21,72,35,436.39</b>
Significant Accounting Policies and Notes to Accounts	9		
			
As per our separate report of even date attached			

**For VARMA & VARMA**  
(Firm No. 004532S)



(CA. P. HARIKRISHNANUNNY B.Com, FCA)  
M. No: 213541  
PARTNER  
CHARTERED ACCOUNTANTS


12 NOV 2021

THE UNION CHRISTIAN COLLEGE,ALWAYE.

COLLEGE INCOME AND EXPENDITURE ACCOUNT FOR THE YEAR ENDED 31ST MARCH, 2021


EXPENDITURE	As per Sch.	For the year ended	For the year ended	INCOME	As per Sch.	For the year ended	For the year ended
		31.03.2021	31.03.2020			31.03.2021	31.03.2020
		Rs.	Rs.			Rs.	Rs.
To Electricity Charges		4,60,262.80	10,73,559.51	By Interest received		4,41,421.00	3,70,122.00
" Telephone Charges		31,908.00	47,210.00	" Other Income		16,000.00	17,221.00
" Printing and stationery		33,012.00	46,890.00	" Excess of Income over Expenditure transferred from Management Income & Expenditure account			40,56,575.25
" Travelling Expenses		7,230.00	11,525.00	" Excess of expenditure over income transferred to Capital Fund		1,21,76,674.94	5,07,450.28
" Postage		5,954.00	9,121.00				
" Bank Charges & Commission		2,201.86	1,825.31				
" Scholarship Paid		-	24,220.00				
" Interest Paid		1,84,392.00	31,666.00				
Fines and Penalties		17,221.00	-				
" Depreciation written off on own assets		2,96,531.02	3,12,724.00				
" Depreciation written off on assets acquired under direct payment system		38,10,303.41	33,92,627.71				
" Excess of Expenditure over Income transferred from Management Income & Expenditure account		77,85,079.85					
<b>Total</b>		<b>1,26,34,095.94</b>	<b>49,51,368.53</b>			<b>1,26,34,095.94</b>	<b>49,51,368.53</b>

DIRECTORS:



*As per our separate report of even date attached*

For VARMA & VARMA  
(Firm No. 004532§)



(CA. P. HARIKRISHNANUNNY B.Com, FCA)  
M. No: 213541  
PARTNER  
CHARTERED ACCOUNTANTS

12 NOV 2021

THE UNION CHRISTIAN COLLEGE, ALWAY

MANAGEMENT INCOME AND EXPENDITURE ACCOUNT FOR THE YEAR ENDED 31ST MARCH, 2021

EXPENDITURE	As per Sch.	Figures for the year ended 31.03.2021 (Rs.)	Figures for the year ended 31.03.2020 (Rs.)	INCOME	As per Sch.	Figures for the year ended 31.03.2021 (Rs.)	Figures for the year ended 31.03.2020 (Rs.)
To Salaries and allowances		57,32,076.72	49,54,240.00	By Fee from Research scholars		73,400.00	75,050.00
" Printing and stationery		1,53,442.00	1,62,986.00	" Dividend received from Unit Trust of India		33,445.66	39,361.24
" Postage and Telephone		30,409.00	31,380.00	" Interest received on Fixed Deposits		11,98,902.00	8,81,155.25
" Hostel and mess establishment expenses		3,76,537.00	3,74,830.00	" Interest received on savings bank deposits		4,63,438.00	5,81,559.00
" Repairs and upkeep of college assets		34,03,954.00	31,92,808.00	" Collection from hostels		7,83,028.00	26,80,839.00
" Electricity charges		6,90,394.20	16,10,339.27	" Rent received from let out buildings		7,67,110.00	7,28,210.00
" Travelling expenses		3,98,607.00	2,67,195.00	" Electricity and water charges collected		4,320.00	65,700.00
" Advertisement charges		22,580.00	46,981.00	" Miscellaneous income		23,89,242.58	25,09,019.10
" Property tax		1,58,314.00	1,84,780.00	" Donations received		42,000.00	64,000.00
" P.G. Nair Endowment Expenses (Net)		81,947.00	3,23,265.00	" Income of SC/ST/OEC, Lakshadweep and Sports students (Net)		43,38,559.00	12,72,238.00
" Bank charges		72,370.72	1,30,991.71	" Interest received on Income Tax Refund		10,306.00	29,666.00
" Centre for Study of Religion and Society			1,38,089.00	" Centre for Study of Religion and Society		5,000.00	-
<b>Total C/f</b>		<b>1,11,20,631.64</b>	<b>1,14,17,884.98</b>			<b>1,01,08,751.24</b>	<b>89,26,797.59</b>

Continued .....

*(Handwritten signatures and initials in various colors: blue, purple, black, green)*

12 NOV 2021

For VARMA & VARMA  
(Firm No. 004532S)

*(Handwritten signature in blue ink)*  
(CA. P. HARIKRISHNANUNNY B.Com, FCA)  
M. No: 213541  
PARTNER  
CHARTERED ACCOUNTANTS



**THE UNION CHRISTIAN COLLEGE,ALWAYE.**

**MANAGEMENT INCOME AND EXPENDITURE ACCOUNT FOR THE YEAR ENDED 31ST MARCH,2021**

EXPENDITURE	As per Sch.	Figures for the year ended 31.03.2021 (Rs.)	Figures for the year ended 31.03.2020 (Rs.)	INCOME	As per Sch.	Figures for the year ended 31.03.2021 (Rs.)	Figures for the year ended 31.03.2020 (Rs.)
Total B/f		1,11,20,631.64	1,14,17,884.98	Total B/f		1,01,08,751.24	89,26,797.59
" <u>Auditors Fee:-</u>							
For audit							
College & Management		1,50,000.00	1,50,000.00				
Platinum Jubilee		10,000.00	10,000.00				
For Certification work		20,000.00	19,000.00				
For Management Services		40,000.00	30,000.00				
For Other Matters		25,000.00	45,000.00				
For Travelling and out of pocket expenses		1,829.00	2,600.00	" Income from Self Financing courses	10	3,01,02,383.00	4,12,35,718.00
Gst on the above		44,430.00	46,188.00	" PHD Course Income (Net)		2,000.00	4,000.00
" Professional and Legal charges		17,88,487.00	5,43,000.00				
" Expenditure of Self Financing Courses	11	2,15,22,928.28	2,27,75,207.00				
" Telephone charges		10,495.00	16,918.00				
" Miscellaneous expenses		20,56,231.99	21,74,570.44				
" Depreciation written off		62,63,870.18	52,02,913.92				
" Penalty paid under FCRA		6,91,088.00	-				
" Advances no more recoverable written off			4,10,213.00	Excess of Expenditure Over Income transferred to College Income and Expenditure account		77,85,079.85	-
" Centenary Celebration Expenses		10,46,182.00					
" Income Tax Paid		-	1,67,090.00				
" Watch and Ward and Cleaning charges		32,07,041.00	30,99,355.00				
Excess of Income Over Expenditure transferred to College Income and Expenditure account		-	40,56,575.25				
<b>Total</b>		<b>4,79,98,214.09</b>	<b>5,01,66,515.59</b>	<b>Total</b>		<b>4,79,98,214.09</b>	<b>5,01,66,515.59</b>

ss/-

*(Handwritten signatures and initials)*

12 NOV 2021

For VARMA & VARMA  
(Firm No. 004532S)  
*(Handwritten signature)*  
(CA. P. HARIKRISHNANUNNY B.Com, FCA)  
M. No: 213541  
PARTNER  
CHARTERED ACCOUNTANTS

**THE UNION CHRISTIAN COLLEGE, ALWAYAL.**

**PLATINUM JUBILEE INCOME AND EXPENDITURE ACCOUNT FOR THE YEAR ENDED 31ST MARCH, 2021**

EXPENDITURE	As per Sch.	Figures for the year ended 31.03.2021 (Rs.)	Figures for the year ended 31.03.2020 (Rs.)	INCOME	As per Sch.	Figures for the year ended 31.03.2021 (Rs.)	Figures for the year ended 31.03.2020 (Rs.)
To Cleaning & Other Expenses		61,608.00	2,92,637.00	By Service charges received		-	14,70,500.00
" Service charges received in earlier year refunded		1,25,000.00	-				
" Excess of income over expenditure transferred to Capital Fund			11,77,863.00	By Excess of expenditure over income transferred to Capital Fund		1,86,608.00	-
<b>Total</b>		<b>1,86,608.00</b>	<b>14,70,500.00</b>	<b>Total</b>		<b>1,86,608.00</b>	<b>14,70,500.00</b>

5

**For VARMA & VARMA**  
 (Firm No. 004532S)  
  
 (CA. P. HARIKRISHNANUNNY B.Com, FCA)  
 M. No: 213541  
 PARTNER  
 CHARTERED ACCOUNTANTS

12 NOV 2021

**THE UNION CHRISTIAN COLLEGE, ALWAYE****SCHEDULE ANNEXED TO AND FORMING PART OF THE ACCOUNTS FOR THE YEAR ENDED 31ST MARCH, 2021**

	As at 31st March, 2021 Rs.	As at 31st March, 2020 Rs.
<b>SCHEDULE : 1</b>		
<b>CAPITAL FUNDS:</b>		
Balance as per last balance sheet	16,23,03,892.82	14,91,65,895.10
<b>Add:</b>		
1. Transfer from Inter Church Fellowship account	3,82,315.00	2,95,632.00
2. Corpus Donation received towards:-		
(i). College Development Fund	76,78,000.00	68,47,500.00
(ii). Women's Hostel Development Fund	63,750.00	86,310.00
(iii). Student Amenity Fund	15,22,500.00	12,72,809.00
3. Grant Amount Transferred from Grant account on utilisation of Grant by acquiring assets		
University Grants Commission (UGC)	65,27,827.00	4,15,574.00
4. CSR Assistance For Acquisition Of Fixed Assets	-	35,49,760.00
	17,84,78,284.82	16,16,33,480.10
Add : Excess of (Expenditure)/Income over Income/(Expenditure) for the year transferred from Platinum Jubilee Income and Expenditure account.	(1,86,608.00)	11,77,863.00
Less : Excess of expenditure over income transferred from College Income and Expenditure Account	1,21,76,674.94	5,07,450.28
	16,61,15,001.88	16,23,03,892.82

**SCHEDULE : 2****CAPITAL RESERVE:**

Opening Balance (Represents assets purchased under Direct Payment System)


82,48,705.71      77,35,155.71

Add : Reserve created during the year in respect of fixed assets  
acquired by utilising special fees

5,83,054.00      5,13,550.00

88,31,759.71      82,48,705.71

DIRECTORS:



As per our separate report of even date attached.




12 NOV 2021

**THE UNION CHRISTIAN COLLEGE, ALWAYE****SCHEDULE ANNEXED TO AND FORMING PART OF THE ACCOUNTS FOR THE YEAR ENDED 31ST****MARCH, 2021****SCHEDULE : 3****ENDOWMENT FUNDS:**

	As at	As at
	31st March, 2021	31st March, 2020
	Rs.	Rs.
Mrs. Aley Mathew Memorial Endowment fund	2,750.00	2,705.00
Dr. A.K. Baby Endowment fund	14,870.00	14,626.00
Helping needy non-teaching staff fund	4,797.00	4,718.00
Sri. P. Achuthan Pillai Memorial Scholarship fund	7,435.00	7,313.00
Sri. P.K. Narayana Menon Endowment fund	1,571.00	1,545.00
Sri. Boobilie Scholarship fund	3,534.00	3,476.00
Sri. George John Memorial Endowment fund	190.00	187.00
Rt. Rev. Titus II Marthoma Metropolitan Scripture prize fund	153.00	150.00
K.C. Chacko Memorial Scholarship fund	9,260.00	9,108.00
Sri. K. Jacob Memorial Scholarship fund	2,368.00	2,329.00
f. T.C. Joseph Memorial Prize fund	1,514.00	1,489.00
Smt. Chechamma Memorial Scholarship fund	65,385.00	64,313.00
Sree Jeevan Mathew Memorial fund	1,487.00	1,463.00
Prof. Varghese Ittiara fund	1,888.00	1,857.00
Prof. T.S. Venkitaraman Memorial Endowment fund	1,487.00	1,463.00
Smt. Seshammal Anantharaman Memorial fund	1,487.00	1,463.00
Prof. T.B. Thomas Endowment fund	15,762.00	15,504.00
Oravackal Sri. Mathai Memorial Endowment fund	6,785.00	6,674.00
Rt. Rev. Dr. Alexander Marthoma Metropolitan Prize fund	14,396.00	14,160.00
Smt. Kunchiamma Memorial Scholarship fund	7,810.00	7,682.00
Dr. O.M. Mathan Endowment fund	5,205.00	5,120.00
Prof. P.G. Kesavan Potti Endowment fund	7,435.00	7,313.00
Smt. C.L. Lakshmikutty Amma Memorial Endowment fund	7,435.00	7,313.00
Sri. A.V. Kakunni Memorial Endowment fund	1,487.00	1,463.00
at. C.L. Saraswathamma Scholarship fund	14,870.00	14,626.00
Smt. Baby Kakunni Memorial Endowment fund	1,487.00	1,463.00
Sri. Kuttipuzha Krishna Pillai Memorial Endowment fund	14,870.00	14,626.00
Sri. M.M. Cherian Memorial Endowment fund	14,870.00	14,626.00
Sri. Ittiarah Memorial Endowment fund	744.00	732.00
Rev. Fr. T.K. Alias Endowment fund	3,719.00	3,658.00

DIRECTORS:




As per our separate report of even date attached.



**THE UNION CHRISTIAN COLLEGE, ALWAYS****SCHEDULE ANNEXED TO AND FORMING PART OF THE ACCOUNTS FOR THE YEAR ENDED 31ST****MARCH, 2021**

	As at	As at
	31st March, 2021	31st March, 2020
	Rs.	Rs.
Sri.K.Govindankutty Menon Endowment fund	1,25,312.00	1,23,258.00
Sri.T.C.Joseph Memorial Endowment fund	7,731.00	7,604.00
Dr.Joyce Mathew Endowment fund	7,435.00	7,313.00
Prof.Alexander Moffats Memorial Endowment fund	1,51,679.00	1,49,192.00
Dr.M.V.Kurian Endowment fund	15,464.00	15,210.00
Sri.D.Sunil Memorial Endowment fund	7,731.00	7,604.00
Dr.G.Velayudhan Thampi Endowment fund	7,731.00	7,604.00
Sri.M.Thomman Memorial Endowment fund	17,853.00	17,560.00
Sri.Boby Varghese Memorial Endowment fund	15,369.00	15,117.00
Sri.N.C.Chacko Endowment fund	11,896.00	11,701.00
( A.M.Chacko Endowment fund	57,995.00	57,044.00
Dr.P.M.Mathai Endowment fund	7,584.00	7,460.00
Mrs.Leela.B.Menon Endowment fund	7,435.00	7,313.00
Dr.Kuruvila Memorial fund	16,355.00	16,087.00
Sri.K.P. Mathew Endowment fund	85,505.00	84,103.00
Marthoma Church Endowment fund	6,981.00	6,867.00
Sri.Ajay Joseph Memorial Endowment fund	7,435.00	7,313.00
Liberty loan scholarship Endowment fund	2,84,516.00	2,79,852.00
Prof.C.G.Varghese Endowment fund	14,870.00	14,626.00
Prof.P.V.Narayana Naboodiri Endowment fund	14,870.00	14,626.00
Krishnakumar Memorial Endowment fund	11,154.00	10,971.00
Dr.M.S.Ramachandran Nair Endowment fund	74,431.00	73,211.00
Trinity Scholarship in Maths	1,48,706.00	1,46,268.00
( nity Foundation Scholarship	1,48,706.00	1,46,268.00
Trinity Foundation Aid fund	1,48,706.00	1,46,268.00
Dr.V.K.Alexander Prize fund	13,702.00	13,477.00
Dr.Abraham.C.Kulangara Endowment fund	22,305.00	21,939.00
Prof.M.G. Koshy Endowment fund	14,870.00	14,626.00
Smt.Annamma Nediyaikalayil	14,870.00	14,626.00
Josjin Jose Endowment fund	7,435.00	7,313.00

DIRECTORS:




As per our separate report of even date attached.



**THE UNION CHRISTIAN COLLEGE, ALWAYS**  
**SCHEDULE ANNEXED TO AND FORMING PART OF THE ACCOUNTS FOR THE YEAR ENDED 31ST**  
**MARCH,2021**

	As at 31st March,2021 Rs.	As at 31st March,2020 Rs.
N.R.Kesavamenon Endowment fund	7,435.00	7,313.00
English Department Endowment fund	44,610.00	43,879.00
T.D.Nainan fund for campus beautification	1,48,706.00	1,46,268.00
Rev.C.M.Kuruvilla Endowment Fund for Maths	1,48,706.00	1,46,268.00
P.G.Nair Endowment for Malayalam (Treated Separately)	29,29,783.00	29,29,783.00
P.G.Nair Loan Scholarship	2,97,406.00	2,92,530.00
Middents Scholarship	1,33,833.00	1,31,639.00
Dr.Alexander Zachariah Loan for Scholarship	39,726.00	39,075.00
Dr.T.K.Avirah Endowment fund	14,870.00	14,626.00
of.T.N.Vijayan and Prof. Ittoop Mathew Scholarship	14,870.00	14,626.00
Prof. N. Lakshmikutty Endowment fund	8,922.00	8,776.00
Dr.D.P.Unni Scholarship fund	7,43,513.00	7,31,324.00
Rev.C.M.Jose Scholarship fund	8,922.00	8,776.00
Rev.Prof.K.C. Mathew Scholarship fund	14,870.00	14,626.00
His Excellency Dr.P.C. Alexander Scholarship fund	1,48,706.00	1,46,268.00
Prof. T.R.AnanthaRaman Endowment fund	1,82,077.00	1,79,092.00
Middents endowment account	35,384.00	34,804.00
E.L.Saraswathiyamma Scholarship fund	1,06,165.00	1,04,425.00
O. Abraham Endowment Fund	11,896.00	11,701.00
K.K Abraham Endowment Fund	7,435.00	7,313.00
Mathew Koshy Endowment Fund	14,870.00	14,626.00
B.Sc Physics 1992-95 batch Endowment fund	1,01,684.00	1,00,017.00
John Endowment fund	14,870.00	14,626.00
Thonakkal Narayanan Endowment fund	14,870.00	14,626.00
Prof : P.M.Mathai Endowment Fund	1,44,982.00	1,42,605.00
Kano Yamo Moto Endowment Fund	1,89,007.00	1,85,908.00
T.Oommen Benjamin Endowment Fund	90,822.00	89,333.00
Platinum Jubilee Endowment Fund	1,39,077.00	1,36,797.00
Prof: Aleyamma Itti Sports Endowment Fund	23,705.60	23,316.60
Prof: Mohan Thomas Endowment	37,221.00	36,611.00

DIRECTORS:



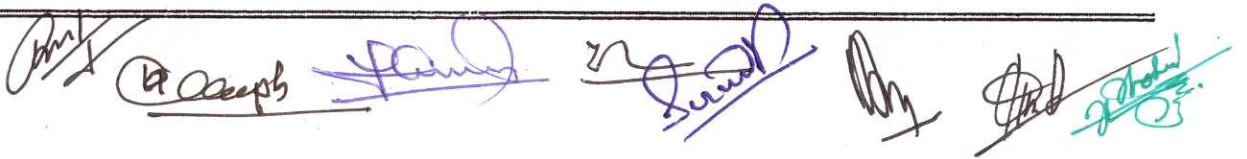
*As per our separate report of even date attached.*



**THE UNION CHRISTIAN COLLEGE, ALWAYS****SCHEDULE ANNEXED TO AND FORMING PART OF THE ACCOUNTS FOR THE YEAR ENDED 31ST****MARCH, 2021**

	As at	As at
	31st March, 2021	31st March, 2020
	Rs.	Rs.
Pf of: N.I. Thomas Endowment	9,649.00	9,491.00
Prof: A.N Muraleedhara Shenayi Endowment	9,649.00	9,491.00
Prof: T.B Thomas Endowment	5,396.00	5,308.00
Korean Scranton Endowment	15,495.00	15,241.00
Prof.N.Geethakumari Endowment	13,489.00	13,268.00
Pre-Degree 1999-2001 Group 1 Batch Endowment Fund	26,979.00	26,537.00
Mathew Koshy Endowment	1,32,253.00	1,30,085.00
Prof.Roshni Mathew Maliackal Endowment	13,170.00	12,954.00
John varghese-Boby Varghese Scholarship	26,021.00	25,594.00
BSC chemistry (1982-84) Batch Students scholarship	15,586.00	15,330.00
BSC chemistry (1979-82) Batch Students	84,391.00	83,008.00
Vijayasree Menon Endowment	19,439.00	19,120.00
Dr.Varghese John Endowment	13,772.00	13,546.00
Dr. Thomas P Zachariah - Endowment	13,234.00	13,017.00
REV.Prof.K C Mathew	18,708.00	18,401.00
T R Anantharaman & Seshambal Endowment - Chemistry	3,73,329.00	3,67,209.00
Dr. K K Leelamma	12,360.00	12,157.00
Dr. Abraham C Kulangara	9,47,372.00	9,31,841.00
Vinod Memorial Scholarship	43,175.00	42,467.00
CME Alumni Endowment	20,815.00	20,474.00
Sarath Chandra Menon	60,851.00	59,853.00
N. Sasidharan Nair Endowment	12,129.00	11,930.00
Chacko Endowment	7,71,617.00	7,58,968.00
Reshmi Varghese Memorial Endowment	74,971.00	73,742.00
Dr.Sheelakumari Isacc Endowment	63,064.00	62,030.00
Dr.Raju K John Endowment	1,17,876.00	1,15,944.00
86-89 Physics Batch Endowment	35,365.00	34,785.00
Dept.Of Physics Endowment(L.Sushama,V.K.Subadra & Mary Poulouse)	58,939.00	57,973.00
N Sacchidanandha Kamath Endowment	11,245.00	11,061.00
Aruvamudham Ayyengar Endowment for Economics Department	1,11,643.00	1,09,813.00
Aruvamudham Ayyengar Endowment for English Department	1,11,643.00	1,09,813.00

DIRECTORS:



As per our separate report of even date attached.


12 NOV 2021



**THE UNION CHRISTIAN COLLEGE, ALWAYS**  
**SCHEDULE ANNEXED TO AND FORMING PART OF THE ACCOUNTS FOR THE YEAR ENDED 31ST**  
**MARCH,2021**

	As at 31st March,2021	As at 31st March,2020
	Rs.	Rs.
Aruvamudham Ayyengar Endowment for College	2,23,285.00	2,19,625.00
Dr A M Chacko Endowment for Non Teaching Staff	1,11,066.00	1,09,245.00
TA Ramaswamy Endowment	1,12,790.00	1,10,941.00
Anila E I, Kesavanpotty Endowment Scholarship	22,482.00	22,113.00
T O Abdulla Endowment	3,69,271.00	3,63,217.00
Dr K C Chacko Education Endowment	3,98,976.00	3,92,435.00
Kuruvila Varghese	11,004.00	10,824.00
Dr. Raju K John	55,023.00	54,121.00
Paramen Lekshmi memorial	27,070.00	26,626.00
Para K Simon	1,07,547.00	1,05,784.00
Lilly Mammen	26,614.00	26,178.00
K Kuruvila	31,866.00	31,344.00
M.E Mathew Endowment	53,526.00	52,649.00
Sosamma Philip	1,06,654.00	1,04,906.00
Mathew Kurian Endowment	4,99,087.00	4,90,905.00
Kuwait Alumini	20,194.00	19,863.00
Vijay Pillai	2,12,060.00	2,08,584.00
Latha mathew to M.E mathew endowment fund	53,009.00	52,140.00
Dr.Sunny Kuriakose	52,390.00	51,531.00
Sanjay R Remanan	41,828.00	41,142.00
Latha mathew to M.E mathew endowment fund	54,464.00	53,571.00
	<b>1,33,66,457.60</b>	<b>1,31,95,358.60</b>

DIRECTORS:



*As per our separate report of even date attached.*




12 NOV 2021



**THE UNION CHRISTIAN COLLEGE, ALWAYS**  
**SCHEDULE ANNEXED TO AND FORMING PART OF THE ACCOUNTS FOR THE YEAR ENDED 31ST**  
**MARCH, 2021**

<b>SCHEDULE : 4</b>	As at	As at
<b>CURRENT LIABILITIES:</b>	31st March, 2021	31st March, 2020
	Rs.	Rs.
<b>Grants and other amounts received pending utilisation:-</b>		
UBCHEA Grant	10,02,362.00	10,02,362.00
UCCAANA Grant	17,11,865.00	17,11,865.00
Presbyterian Church Internship	5,51,042.36	5,51,042.36
Grant for CHPCD January Programme	1,07,476.00	1,07,476.00
Grant for Mangalavanam Project	26,500.00	26,500.00
Ford Foundation for Pathways to Higher Education	1,14,515.00	1,14,515.00
Travel Grant to Librarian	15,805.00	15,805.00
Aleyamma Memorial library collection	61,056.00	61,056.00
Grass Reserve fund	1,70,297.30	1,70,297.30
College Union fund	5,960.00	5,960.00
Caution Money deposit	96,69,964.65	89,73,704.65
Security deposits	2,98,400.00	2,92,400.00
Amount payable to Teaching & Non-Teaching Staff (Examination)	5,29,197.35	88,753.35
Loan from Parent Teachers Association fund	250.00	250.00
Television Deposit from Chacko hostel	23,520.00	23,220.00
Mess advance from students	1,56,208.00	1,46,458.00
UGC Botany MRP - Pending adjustment	2,624.00	2,624.00
Refundable deposit from MCA students	2,50,000.00	2,50,000.00
Advances Collected repayable to Students	4,262.00	4,262.00
Earnest Money Deposit	51,254.00	51,254.00
Fees Advance - Self Financing course	3,23,494.00	3,82,500.00
Fees Advance - PLJB Auditorium	-	25,000.00
K.K.Leelamma	123.00	123.00
Unspent balance under direct payment system	1,69,45,339.46	1,55,33,949.46
Amount payable to Teaching & Non-Teaching Staff	5,901.00	5,901.00

DIRECTORS:



*As per our separate report of even date attached.*




12 NOV 2021

**THE UNION CHRISTIAN COLLEGE, ALWAYS****SCHEDULE ANNEXED TO AND FORMING PART OF THE ACCOUNTS FOR THE YEAR ENDED 31ST****MARCH,2021**

	As at 31st March,2021 Rs.	As at 31st March,2020 Rs.
Hostel fee of Sports students payable to Management	7,715.00	7,715.00
Planning forum	561.25	561.25
E-grant refundable to Government	6,465.00	6,465.00
Grant to women cell	13,705.00	13,705.00
Donation from SSIF to K.P.Malini	1,000.00	1,000.00
Rejimon.P.M. (University Research Scholarship)	1.00	1.00
Rajarithnam Memorial Scholarship	10,000.00	10,000.00
Scholarship payable	2,460.00	2,460.00
Tender form fee Payable	516.00	516.00
Co-circular training programme	3,180.00	3,180.00
Tuition Fee Refundable	2,89,640.00	2,33,390.00
Tuition fee payable to University	1,23,072.25	1,22,952.25
Sherly Thomas	7,000.00	7,000.00
K.C Poullose	18,932.00	18,932.00
Saju Mathew - Dept Of Malayalam	16,250.00	16,250.00
Psychological Department	3,628.00	3,628.00
GST Payable	87,474.44	85,553.44
Amount Payable to University	4,86,475.00	-
Amount Refundable to students	24,000.00	
Exam Fee Collected from Students	4,61,112.20	1,03,672.20
Retention Money from Contractors	4,98,119.00	5,22,206.00
TDS Payable	30,776.00	68,007.00
Cheque issued but not presented	-	68,676.00
Fisheries Scholarship	43,715.00	43,715.00
Shinoj	100.00	100.00
Mathai & Mathai	90,900.00	90,900.00
Sports Allowance Payable	63,800.00	2,93,800.00
MCA Exam Fee Payable	49,644.00	75,200.00
Kerala Flood Cess Payable	71.00	1,527.00
Rent Refundable	66,869.00	66,869.00
Little Big Films	10,700.00	10,700.00
Rajalakshmi Memorial Endowment Fund (Payable)	10,000.00	10,000.00
Education Loan	38,920.00	51,520.00
Amount Repayable to Dr .Twincy	10,598.00	-
Amount Repayable to David Saj Mathew	2,552.00	-
Contributions to Cenetenary Project	2,05,715.00	-
Other Payables	2,91,920.00	-
	3,50,05,002.26	3,14,87,479.26

DIRECTORS:



As per our separate report of even date attached.



**THE UNION CHRISTIAN COLLEGE, ALWAYS**  
**SCHEDULE ANNEXED TO AND FORMING PART OF THE ACCOUNTS FOR THE YEAR ENDED 31ST**  
**MARCH, 2021**

	As at 31st March, 2021 Rs.	As at 31st March, 2020 Rs.
<b>Govt. Treasury:</b>		
Cautions money-Account No.267	34,71,569.00	33,11,193.00
<b>Personal Deposit Accounts:</b>		
Special fees	21,76,962.79	16,75,217.79
SC/ST & OEC Stipend	42,492.49	16,759.49
University Grants Commission	91,530.00	91,530.00
	57,82,554.28	50,94,700.28

**B. LOANS, ADVANCES & DEPOSITS:**

(Advances Recoverable in Cash or in kind or for value to be received and considered good)

Capital Advances	17,58,914.00	20,46,475.00
Advance to various Departments	4,58,375.12	5,26,294.12
Advance to Non Teaching Staff	5,44,941.80	3,07,391.80
Advance to Guest Lecturers	9,16,420.00	13,81,420.00
Advance for Project	3,33,342.00	3,53,680.00
Excess spent under direct payment system	33,80,524.47	35,44,766.47
Excess Spent (Scholarship)	6,36,109.00	6,36,109.00
Deposits	16,03,622.15	16,03,622.15
Income Tax Deducted at source	5,02,814.14	5,28,950.72
Amount receivable from students against mess bill	4,45,949.50	9,49,070.50
Retention money - K C Poulouse	727.00	727.00
Outstanding Loan- Indian Bank	200.00	200.00
LIC - Teaching staff	3,441.90	3,441.90
Janatha Agencies	7,171.00	7,171.00
University Fee Receivable	2,50,733.70	-
	1,08,43,285.78	1,18,89,319.66
	8,34,46,126.97	7,43,27,380.30

DIRECTORS:

*As per our separate report of even date attached.*



12 NOV 2021

**THE UNION CHRISTIAN COLLEGE, ALWAYS**  
**SCHEDULE ANNEXED TO AND FORMING PART OF THE ACCOUNTS FOR THE YEAR ENDED 31ST**  
**MARCH, 2021**

**SCHEDULE : 9****NOTES AND ADDITIONAL INFORMATION FORMING PART OF THE ACCOUNTS****FOR THE YEAR ENDED 31ST MARCH 2020**


(See Separate Sheet attached)

	For the year ended 31.03.2021	For the year ended 31.03.2020
	Rs.	Rs.
<b><u>SCHEDULE : 10</u></b>		
<b><u>INCOME FROM SELF FINANCING COURSES:-</u></b>		
Master in Computer Application (MCA)	1,02,47,079.00	1,00,22,131.00
M.Sc. Bio-Technology	19,95,330.00	32,74,509.00
M.Sc. Bio-Informatics	21,04,093.00	30,74,600.00
B.Sc. Computer Maintenance	23,06,250.00	31,33,797.00
B.Sc. BT & SP Course	18,68,705.00	22,26,300.00
B.A. History Archaeology & Museology	68,426.00	23,774.00
B.Com Taxation	48,02,530.00	55,31,475.00
Master In Business Administration (MBA)	67,09,970.00	1,39,49,132.00
	<b>3,01,02,383.00</b>	<b>4,12,35,718.00</b>

**SCHEDULE : 11****EXPENDITURE OF SELF FINANCING COURSE:-**

Affiliation Fee	83,100.00	47,250.00
Calender Fee	19,500.00	16,830.00
M.Sc. Bio-Technology	12,96,666.86	13,53,096.00
M.Sc. Bio-Informatics	13,72,197.29	13,80,207.00
B.Sc. Computer Maintenance	19,97,443.71	21,14,277.00
BSc. BT & SP Course	11,66,199.14	10,87,827.00
BioScience	1,89,895.00	1,55,516.00
.Commerce	27,57,963.71	27,44,092.00
Master In Business Administration (MBA)	40,86,243.71	52,09,416.00
Master in Computer Application (MCA)	85,53,718.86	86,66,696.00
	<b>2,15,22,928.28</b>	<b>2,27,75,207.00</b>

DIRECTORS:



As per our separate report of even date attached.



12 NOV 2021

# THE UNION CHRISTIAN COLLEGE, ALWAYE

## SCHEDULE : 9

SIGNIFICANT ACCOUNTING POLICIES AND NOTES TO ACCOUNTS FORMING  
PART OF THE ACCOUNTS FOR THE YEAR ENDED 31ST MARCH, 2021 :

### A Significant accounting policies:

#### 1. Basis of Accounting

- a) Income recognition: The college is following cash system of accounting in respect of major incomes and expenses, having regard to the special nature of activities undertaken by the college and the uncertainties related to actual collections/ receipts of various incomes and corresponding payments towards expenses which are regulated by Government guidelines, as further detailed below.
- b) Fixed Assets: Assets put to use have been stated at cost less depreciation
- c) Depreciation: Depreciation on fixed assets has been provided on written down value method at the rates adopted by the management taking into consideration the useful life of each assets. Depreciation has been calculated on the value of fixed assets which includes appreciation on revaluation of assets in 1953 and 1977 totally amounting to Rs. 15,13,827.02. Depreciation has also been provided on assets purchased under direct payment system, which is shown in the schedule of fixed assets.
- d) Investments: The investments are stated at cost
- e) Grants: Grant received from University Grants Commission is transferred to Capital Fund on utilisation of such grants.

---

**DIRECTORS:**

---

*As per our separate report of even date attached*



12 NOV 2021

2. Under the direct payment system permitted by Government of Kerala, the College can pay only for expenses within the limits prescribed by the State Government under various heads of expenditure, out of special fees actually collected from students which are required to be deposited in treasury accounts. However, if any amount in excess of limits prescribed by the State Government under each head is incurred, such excess amounts are written off as expenditures of College. As and when grant amounts are received towards the above expenditures, the same are credited in Income and Expenditure account of the relevant year of receipts. The unspent balance of grant pending utilisation is shown under the Schedule 4 "Current Liabilities".
3. The management is meeting various expenses in connection with purchase of equipment, library books and furniture, construction of building, development of play ground etc., under the U.G.C grant scheme for which prescribed fixed amount will be reimbursed to the college as Grant-in-aid and the balance amount has to be met by the management out of management funds. Fixed assets acquired under the schemes are capitalised and shown under the Schedule of fixed assets and the revenue expenses such as contingencies, cost of periodicals etc are written off in the College accounts. As and when the grant amount is received, the same is credited to the concerned grant account and shown as a liability in the Balance Sheet. On utilisation of grant amount towards capital expenditure ,an amount equal to grant utilised for capital expenditure is transferred to Capital Fund. If any grant amount is received subsequent to the acquisition of the assets under the grant scheme, the same is credited to the Capital Fund accounts.
4. As per Resolution passed in Governing Body, 1/3 rd of the interest received on fixed deposits of various Endowment Funds is credited to various Endowment Funds and only 2/3 rd of interest received is credited to Management Income & Expenditure Account of the year.

---

**DIRECTORS:**

---

*As per our separate report of even date attached*

12 NOV 2021



5. All grants/donations received for acquisition of assets are credited to concerned receipts account pending utilisation and shown under Schedule 4 "Current Liabilities". As and when the assets are acquired out of donation/grants such assets are shown separately in the Balance Sheet.
6. The college does not incur any expenditure by way of salary and other allowances of members of Management Committee. Most of the members of management committee are members of teaching staff, whose salaries and allowances are paid by the Government of Kerala under direct payment system.

**B Notes to Accounts:**

7. The Union Christian College, Aluva ("UC College" or "College") was established in 1921 under Section 263 of the Travancore Companies Regulation, 1092 M.E. by a Christian association of members representing certain churches and inter-church fellowship and registered as an Association limited by guarantee with the main object of imparting the highest levels of education to all. This law was succeeded by Travancore Companies Act, 1114 M.E.

On repeal of the Travancore Companies Act, 1114 M.E., the Kerala Non-Trading Companies Act, 1961 was enacted, as per which existing non-trading entities formed under such earlier law with objects confined to the State of Kerala were brought under the ambit of the said new statute, and also deemed to be registered under the Companies Act, 1956, which shall, mutatis mutandis, and subject to the modifications specified, be applicable to the State of Kerala under the jurisdiction of the Registrar that the Government of Kerala may appoint. Further, as per the said new statute, every company other than a trading company with objects confined to the State of Kerala registered under Companies Act, 1956 before commencement of the said new enactment was deemed to have been validly and lawfully registered as if the said new statute in so far as it relates to such companies were passed by the State Legislature. Since inception, UC College being a non-trading not for profit entity has been functioning in accordance with the provisions of the laws to the extent considered applicable to such an entity from time to time, and the financial statements are being prepared in accordance with the generally accepted

---

**DIRECTORS:**

---

*As per our separate report of even date attached*

12 NOV 2021





accounting practises based on the principles of consistency and prudence as applicable to such an entity. As per legal advice, even after repeal of the Companies Act 1956 in 2013, the existing provisions of the Kerala Non-Trading Companies Act 1961 alone will continue to apply to entities like UC College, as the provisions of the new Companies Act 2013 have not been made applicable to them.

Several modifications/changes have been made in the Memorandum and Articles of Association as well as in the Regulations and Byelaws governing the College from time to time to be compliant with various applicable legislations including the Companies Act 1956 and Kerala University Act (as amended from time to time) to the extent considered applicable to the UC College. As per the constitution of the college (Memorandum & Articles of Association), management responsibilities are vested in the Board of Directors consisting of General Body members elected annually together with certain functional members. Also, as per the constitution of the college, the income and property of UC College shall be applied solely for the objects and no portion shall be paid or transferred by way of dividend, bonus or otherwise (except for normal remuneration) to the members in any capacity and the college has been granted exemption under the Income Tax law as a charitable entity.

During the year, certain members of the General Body petitioned the National Company Law Tribunal, Kochi Bench ("NCLT") alleging mismanagement and non-compliance with provisions of the Companies Act 2013, based on which NCLT passed an interim order dated 22<sup>nd</sup> June 2020 directing that an interim administrator be appointed to manage and carry on the affairs of the college. UC College filed a writ petition before the Hon High Court of Kerala, challenging the applicability of Companies Act 2013 and consequent jurisdiction of NCLT, which was disposed by a Single Bench Order dated 24.9.2020 upholding the applicability of the Companies Act 1956 to the extent it is not inconsistent with Act of 1961 and with necessary changes. The Single Bench order also held that Companies Act, 2013 being the successor to Companies Act, 1956 will apply to UC College following the repeal of the earlier Companies Act 1956 in a similar manner.

---

**DIRECTORS:**

---

*As per our separate report of even date attached*

12 NOV 2021



UC College has been legally advised that the view adopted in the Single Bench decision of the Hon High Court that there would be a legislative vacuum unless the Companies Act 2013 is made applicable to entities governed by the Kerala Non-trading Companies Act 1961, is not legally sustainable, based on which an appeal has been filed before the Division Bench of the Hon'ble High Court, which is pending and accordingly an interim administrator as directed by NCLT has not been appointed and status quo has been maintained regarding the management and affairs of the company until such appointment.

Pending final decision in the afore stated matters, the financial statements for the year have been drawn up in the manner and format hitherto followed applying the same accounting principles and standards consistently adopted in the earlier years.

8. The outbreak of COVID – 19 pandemic has affected several countries across the world, including India; and the consequent lock-down restrictions imposed by the Governments have affected the financial operations of the College, including the ability to regularly recover due fees from students. In view of continuing uncertainties, the extent of impact on the college's operations and financial position would depend on several factors including the steps taken by the Governments and the college to mitigate the same. The college has taken into account the possible impact of COVID -19 in preparation of Financial Statements including its assessment of liquidity and going concern assumption, recoverable values of its financial and non financial assets, impact on revenues, etc. Based on an assessment of the present situation, the management does not anticipate the requirement to make any further adjustments in the accounts at this stage on account of the above. Given the continuing uncertainties associated with the pandemic, the management will continue to monitor the position based on future conditions.
9. In the opinion of the management, the current assets, loans and advances have the value at which they are stated in the Balance Sheet, if realised in the ordinary course.

---

**DIRECTORS:**

---

*As per our separate report of even date attached*

12 NOV 2021



10. The Income and Expenditure account of College does not include the amount received and spent under direct payment system. Receipts during the year were Rs.117144495/- (Schedule AA) and the payments during the year were Rs. 116410823/- (Schedule BB).
11. The unspent amount under direct payment system is shown under the Schedule 4 "Current Liabilities" in the Balance Sheet and Excess payment under direct payment system is shown under the head "Loans, Advances & Deposits" in the Schedule 8 "Current Assets, Loans and Advances".
12. The Income and Expenditure account of College does not include expense out of the grants received. Grants received for expenses during the year were Rs 9349614/- (Schedule CC). Amount utilised out of grants received for expenses were Rs 8507534/- (Schedule DD).
13. The unspent amount of grants received is shown under the Schedule 4 "Other Liabilities" in the Balance Sheet and the excess payment is shown under the head "Loans, Advances & Deposits" in the Schedule 8 "Current Assets, Loans and Advances".
14. Under the direct payment system, the special fees collected from students are deposited in treasury account, and the college can acquire fixed assets for various departments by utilising the same. As and when assets are acquired out of special fees, such assets are shown separately in the Balance Sheet. During the year ended 31.03.2021 Rs 5,83,054 was spent out of special fees received for acquisition of fixed assets.
15. Donation received from parents of students for College Development Fund, Student Amenity Fund, and donation to Women's Hostel Development Fund are treated as capital receipts and credited to Capital Fund.

---

**DIRECTORS:**

---

*As per our separate report of even date attached*

12 NOV 2021



16. Loans and advances, other liabilities, caution deposit from students, other deposits, some of the bank balances and balances with Government treasury shown in the Balance Sheet are subject to confirmation/reconciliation.
17. Mess expenses and other establishment expenses incurred in respect of SC/ST/OEC and sports students amounts to Rs.319412/-. During the year the college has received Rs. 4657971/-towards hostel dues which includes mess expenses, rent, electricity, water charges etc of SC/ST/OEC and sports students, on the basis of bills submitted. The surplus in collection amounting to Rs.4338559/- is transferred to the Income and Expenditure Account of management for the year ended 31st March, 2021.
18. Management has given a deposit of Rs.12,00,000 for a period of 10 years to AICTE, New Delhi as security deposit for approval of MBA course (self financing). As per affidavit given by the college to AICTE, interest accrued on the deposit will be retained by the AICTE and hence interest accrued on the deposit is not provided in the books of accounts.
19. As per Rule 230(8) of GFR 2017, all interest or other earnings against Grants in Aid or advances(other than reimbursement) release to any Grantee institution should be mandatorily remitted to Consolidated Fund of India. In concurrence with the same, the college has remitted an amount of Rs 1,84,392 during the financial year which is disclosed under the head "Interest paid"
20. During the financial year, the trust has remitted an amount of Rs 6,91,088/- as penalty based on order F.No .II/21022/58(0317)2015-FCRA-MU issued by Government of India, Ministry of Home Affairs, Foreigners Division(FCRA Monitoring Unit) for violation of the Provisions of FCRA 2010.The amount remitted is disclosed under the head "Penalty paid under FCRA,2010" in Income and expenditure account.

---

**DIRECTORS:**

---

*As per our separate report of even date attached*

12 NOV 2021



21. The trust has refunded an amount of Rs 1,25,000 received in the previous financial year on cancellation of bookings relating to Platinum Jubilee Auditorium. The amount is disclosed under the head "Service Charges received in earlier year refunded" in Income and Expenditure Account.
22. Previous year's figures have been regrouped and recast wherever is necessary to suit the current year's layout.

---

**DIRECTORS:**

---

*As per our separate report of even date attached*



12 NOV 2021

**THE UNION CHRISTIAN COLLEGE, ALWAYE**For the year ended  
31st March,2021For the year ended  
31st March,2020**SCHEDULE : AA****RECEIPTS UNDER DIRECT PAYMENT SYSTEM:****SPECIAL FEES**

Admission fee	73,985.00	88,725.00
Application form fee	66,550.00	50,950.00
Association Fee	1,07,865.00	1,15,700.00
Athletic Fee	2,06,525.00	2,31,900.00
Audio visual fees	58,165.00	57,965.00
Group Personal Accident Insurance	31,979.00	31,903.00
Calendar Fee	66,895.00	86,300.00
Laboratory fees	5,00,791.00	7,44,445.00
Library fee	2,17,257.00	2,32,000.00
Magazine fee	1,07,315.00	1,16,000.00
Medical fee	11,941.00	7,885.00
Students Aid Fund (SAF)	18,045.00	11,290.00
Sports affiliation fee	5,18,961.00	5,51,475.00
Stationery fee	1,08,965.00	1,15,550.00
Students welfare fund	50,605.00	52,540.00
Womens Cell	17,950.00	11,410.00
	21,63,794.00	25,06,038.00

**OTHER FEES:**

University Affiliation fees	1,55,920.00	1,71,362.00
University Examination fees	12,55,593.00	3,16,420.00
University Union fee	83,575.00	86,225.00
Metriculation fee	61,350.00	45,800.00
Scholarships and concessions	87,12,238.00	92,39,239.00
	1,02,68,676.00	98,59,046.00

**Add: Tuition fees.**

Fine

25,79,945.00	28,18,300.00
54,043.00	1,00,177.00
26,33,988.00	29,18,477.00

**Amount received for salary :**

Teaching Staff	9,23,90,371.00	7,76,67,513.00
Non-Teaching staff	96,87,666.00	86,62,179.00
	10,20,78,037.00	8,63,29,692.00
	11,71,44,495.00	10,16,13,253.00

**DIRECTORS:***As per our separate report of even date attached.*

**THE UNION CHRISTIAN COLLEGE, ALWAYS**

	For the year ended 31st March,2021	For the year ended 31st March,2020
<b><u>SCHEDULE : BB</u></b>		
<b><u>PAYMENTS UNDER DIRECT PAYMENT SYSTEM:</u></b>		
<b><u>SPECIAL FEES:</u></b>		
Admission Fee	79,310.00	57,200.00
Application form fee	53,240.00	40,760.00
Association fee	93,394.00	85,804.00
Athletic fee	1,09,703.00	1,58,942.00
Audio visual fees	53,974.00	44,874.00
Calender fees	43,120.00	-
Group Personal Accident Insurance	31,375.00	29,049.00
Laboratory fees	6,16,241.00	5,59,355.00
Library fee	1,49,264.00	2,04,372.00
Magazine fee	-	3,20,998.00
Scouts & Guides	-	-
Students Aid Fund	2,365.00	1,175.00
Sports Affiliation fee	4,23,225.00	4,91,258.00
Stationery fee	47,350.00	1,53,861.00
Students Welfare fund	43,925.00	60,720.00
Women Cell	2,000.00	4,000.00
Excess Special Fees	-	-
Medical Fees	-	2,583.00
Scholarship Accumulated	-	85,196.00
Amount paid as per Audit Objection	-	-
	17,48,486.00	23,00,147.00
<b><u>OTHER FEES:</u></b>		
University Affiliation fees	78,600.00	75,100.00
University Examination fees	8,31,198.00	7,18,670.00
University Union fee	69,025.00	1,01,200.00
Matriculation fee	24,000.00	20,000.00
Scholarships and concessions	89,47,609.00	84,13,205.00
	99,50,432.00	93,28,175.00
<b><u>Add: Tuition fees</u></b>	25,79,825.00	28,18,300.00
Fine	54,043.00	82,956.00
	26,33,868.00	29,01,256.00
Teaching Staff	9,23,90,371.00	7,76,67,513.00
Non-Teaching staff	96,87,666.00	86,62,179.00
	10,20,78,037.00	8,63,29,692.00
	11,64,10,823.00	10,08,59,270.00

**DIRECTORS:**

*As per our separate report of even date attached.*

12 NOV 2021



**THE UNION CHRISTIAN COLLEGE, ALWAYS**For the year ended  
31st March,2021For the year ended  
31st March,2020**SCHEDULE : CC****RECEIPTS OF GRANTS UNDER VARIOUS SCHEMES :**

KSCSTE Dr. Reshmi R (physics Department)	22,000.00	13,270.00
UGC CSR Indore Rachel Reena Philip	-	-
Walk with Scholar Dr Sebastian Joseph	-	1,26,650.00
JRF - Neethu Varghese	-	-
SERB - Shinoj	-	5,50,000.00
DST EIA Physics	3,00,000.00	5,50,000.00
RUSA (Rashtriya Uchhatar Siksha Abhiya Scheme)	65,00,000.00	25,00,000.00
DCE/SSP Jenish Paul	-	-
DST/SERB/Reshmi R/Saranya Sasi	4,50,000.00	-
DST/WOS-(A)/Rrp/Julie/Physics	4,50,000.00	4,50,000.00
KSCSTE Students Project	21,861.00	-
KSWDC (Tresa Divya TJ)	-	15,000.00
UGC XII Plan General Devp Assis(Block Grant)	-	17,50,000.00
UGC FIP Salary	-	-
KSCSTE RRP	3,97,257.00	3,96,684.00
UGC XII PLAN NEW WOMEN'S HOSTEL	-	32,00,000.00
DCE/SSP - Dr Ajalesh B Nair	-	1,07,000.00
Star College Scheme MST- Jenish Paul - NEW	-	68,00,000.00
DST/SERB/RRP/PHYSICS NEW	12,08,496.00	-
	<b>93,49,614.00</b>	<b>1,64,58,604.00</b>

**DIRECTORS:***As per our separate report of even date attached.*

12 NOV 2021



**THE UNION CHRISTIAN COLLEGE, ALWAYE**For the year ended  
31st March,2021For the year ended  
31st March,2020**SCHEDULE : DD****PAYMENTS OF GRANTS UNDER VARIOUS SCHEMES :**

Career Oriented Course - Computer science	-	3,28,569.00
UGC Minor Research Programme - Mary Kutty	-	-
UGC Minor Research Programme - Rajalekshmi R	-	-
UGC Minor Research Programme - Jenee Peter	-	-
Walk with Scholor Dr Sebastian Joseph	23,450.00	1,18,200.00
DST WOS Sreeja VG	-	-
DST FIST Botany	-	-
UGC-MRP-Rima Joseph	-	-
UGC MRP - Reshmi R (Physics)	-	7,173.00
DAE BRNS EIA Physics	-	-
IQAC - UGC XIth Plan	-	1,23,200.00
UGC-XII Plan-Womens Hostel	-	-
Kerala Start Up Mission	-	-
SERB - Shinoj	1,04,736.00	5,28,685.00
KSCSTE RRP	3,74,979.00	4,00,211.00
KSWDC (Tresa Divya TJ)	-	35,000.00
Ugc Seminar-jenny peter	-	-
DST Physics - EIA	5,04,252.00	5,33,634.00
KSCSTE Dr. Reshmi R (physics Department)	-	1,53,931.00
DCE/SSP Jenish Paul	-	21,500.00
DST/WOS-(A)/RRP/JULIE/PHYSICS	5,22,794.00	5,17,301.00
KSCSTE Students Project	-	9,000.00
Manu Punnen John(MRP)	-	34,983.00
JRF Neethumol Varghese	-	1,20,800.00
DST/SERB/RESHMI R/SARANYA SASI	3,84,277.00	4,76,830.00
DCE/SSP - Dr Ajalesh B Nair	26,750.00	80,250.00
Star College Scheme MST- Jenish Paul - NEW	50,78,110.00	31,066.00
UGC FIP Salary	-	5,50,918.00
RUSA (Rashtriya Uchhatar Siksha Abhiya Scheme)	14,88,186.00	
	<b>85,07,534.00</b>	<b>40,71,251.00</b>

**DIRECTORS:***As per our separate report of even date attached.*

12 NOV 2021



**THE UNION CHRISTIAN COLLEGE, ALWAYS**For the year ended  
31st March,2021For the year ended  
31st March,2020**RECEIPT AND PAYMENTS UNDER DIRECT  
PAYMENT SYSTEM PENDING UTILISATION  
RECEIPTS**

	<u>As at 31st March,2021</u>	<u>As at 31st March,2020</u>
Schedule: AA(Excluding tuition fee, fine and salary)	1,24,32,470.00	1,23,65,084.00
Schedule:CC	93,49,614.00	1,64,58,604.00
	<u>2,17,82,084.00</u>	<u>2,88,23,688.00</u>

**PAYMENTS**

Schedule : BB (Excluding tuition fee, fine and salary)	1,16,98,918.00	1,16,28,322.00
Schedule : DD	85,07,534.00	40,71,251.00
	<u>2,02,06,452.00</u>	<u>1,56,99,573.00</u>

**SUMMARY**

Opening Balance	1,19,89,182.99	(11,34,932.01)
Add: Receipts during the year	2,17,82,084.00	2,88,23,688.00
	<u>3,37,71,266.99</u>	<u>2,76,88,755.99</u>
Less: Payments during the year	2,02,06,452.00	1,56,99,573.00
Receipts and Payments under direct payment system		
Pending utilisation	<u>1,35,64,814.99</u>	<u>1,19,89,182.99</u>
Unspent balance under direct payment system	1,69,45,339.46	1,55,33,949.46
Less: Excess Spent under direct payment system	33,80,524.47	35,44,766.47
	<u>1,35,64,814.99</u>	<u>1,19,89,182.99</u>

**DIRECTORS:***As per our separate report of even date attached.*

12 NOV 2021

SCHEDULE: 5 **FIXED ASSETS (HOSTEL AND MANAGEMENT)**

Sl. No.	Description of Assets	Gross Block			Depreciation					Net Block		
		Total cost as on 01.04.2020 (Rs.)	Additions during the year	Sale/ Adjust.	Total cost as on 31.03.2021 (Rs.)	Rate of Deprn.	Depreciation upto 01.04.2020 (Rs.)	Sale / Adjust	Depreciation for the year	Depreciation upto 31.03.2021 (Rs.)	As on 31.03.2021 (Rs.)	As on 31.03.2020 (Rs.)
1	Land	34,651.26	-	-	34,651.26	-	-	-	-	-	34,651.26	34,651.26
2	Buildings	1,09,06,519.52	-	-	1,09,06,519.52	5%	64,22,988.84	-	2,24,176.53	66,47,165.37	42,59,354.15	44,83,530.68
3	Compound wall	9,82,058.08	-	-	9,82,058.08	5%	6,06,630.53	-	18,771.38	6,25,401.91	3,56,656.17	3,75,427.55
4	Wells	49,170.45	-	-	49,170.45	5%	36,226.90	-	647.18	36,874.08	12,296.37	12,943.55
5	Hostel Approach Road	12,490.00	-	-	12,490.00	5%	6,605.87	-	294.21	6,900.08	5,589.92	5,884.13
6	Mahaganitham	51,876.90	-	-	51,876.90	25%	51,186.97	-	172.48	51,359.45	517.45	689.93
7	Hostel utensils	3,06,747.09	-	-	3,06,747.09	20%	2,50,423.34	-	11,264.75	2,61,688.09	45,059.00	56,323.75
8	Water works	3,52,113.92	-	-	3,52,113.92	15%	3,48,010.41	-	615.53	3,48,625.94	3,487.98	4,103.51
9	Chapel books	10,259.15	-	-	10,259.15	5%	1,665.95	-	429.66	2,095.61	8,163.54	8,593.20
10	Organ	424.00	-	-	424.00	5%	413.20	-	0.54	413.74	10.26	10.80
11	Cots for hostels	17,507.75	-	-	17,507.75	25%	16,983.04	-	131.18	17,114.22	393.53	524.71
12	<b>Furniture &amp; Fittings</b>	47,62,927.87	25,546.00	-	47,88,473.87	25%	32,62,999.57	-	3,78,072.70	36,41,072.27	11,47,401.60	14,99,928.30
13	Aluminium ladder	4,172.68	-	-	4,172.68	25%	4,146.18	-	6.63	4,152.81	19.87	26.50
14	Electrical fittings	5,15,019.58	-	-	5,15,019.58	15%	4,47,472.32	-	10,132.09	4,57,604.41	57,415.17	67,547.26
15	Water Purifier	26,960.00	-	-	26,960.00	20%	25,895.65	-	212.87	26,108.52	851.48	1,064.35
16	Cycle	984.80	-	-	984.80	20%	984.48	-	0.06	984.54	0.26	0.32
17	Motor Pump	60,494.00	-	-	60,494.00	15%	34,176.06	-	3,947.69	38,123.75	22,370.25	26,317.94
18	Rubber plantations(cost of planting new rubber)	2,27,843.45	-	-	2,27,843.45	5%	1,81,515.12	-	2,316.42	1,83,831.54	44,011.91	46,328.33
19	Xerox machine	86,404.03	-	-	86,404.03	20%	86,043.49	-	72.11	86,115.60	288.43	360.54
20	<b>Photostat Machine</b>	2,71,780.00	85,000.00	-	3,56,780.00	20%	91,126.41	-	38,133.46	1,29,259.87	2,27,520.13	1,80,653.59
21	Note Counting Machine	40,000.00	-	-	40,000.00	20%	25,411.31	-	2,917.74	28,329.05	11,670.95	14,588.69
22	<b>LCD Projector</b>	1,04,098.00	35,460.00	-	1,39,558.00	20%	71,426.75	-	11,877.54	83,304.29	56,253.71	32,671.25
23	Solid Waste Management Equipment	4,53,305.00	-	-	4,53,305.00	100%	4,53,305.00	-	-	4,53,305.00	-	-
24	Incinerator	50,000.00	-	-	50,000.00	100%	50,000.00	-	-	50,000.00	-	-
25	Cycle shed	11,096.32	-	-	11,096.32	5%	8,897.34	-	109.95	9,007.29	2,089.03	2,198.98
26	Goal post	5,355.80	-	-	5,355.80	5%	4,318.37	-	51.87	4,370.24	985.56	1,037.43
27	Bush Cutting Machine	48,380.00	-	-	48,380.00	20%	20,949.29	-	5,486.14	26,435.43	21,944.57	27,430.71
28	Scooter shed	1,47,625.95	-	-	1,47,625.95	5%	56,394.30	-	4,561.58	60,955.88	86,670.07	91,231.65
29	Office equipments	1,17,752.80	-	-	1,17,752.80	20%	82,610.54	-	7,028.45	89,638.99	28,113.81	35,142.26
30	Lab Equipments	4,33,180.00	-	-	4,33,180.00	20%	3,96,019.14	-	7,432.17	4,03,451.31	29,728.69	37,160.86
31	Television	38,920.00	-	-	38,920.00	20%	37,634.79	-	257.04	37,891.83	1,028.17	1,285.21
32	Video Cassette Recorder	18,450.00	-	-	18,450.00	20%	18,380.48	-	13.90	18,394.38	55.62	69.52
33	V.H.Renovation hall	1,06,228.95	-	-	1,06,228.95	5%	80,965.18	-	1,263.19	82,228.37	24,000.58	25,263.77
34	<b>Computer &amp; Network</b>	31,97,425.00	2,06,275.00	-	34,03,700.00	40%	27,32,556.33	-	2,11,121.63	29,43,677.96	4,60,022.04	4,64,868.67
35	<b>Computer software</b>	4,40,005.00	2,53,700.00	-	6,93,705.00	25%	3,34,519.80	-	79,022.74	4,13,542.54	2,80,162.46	1,05,485.20
36	EPABX System	2,17,616.00	-	-	2,17,616.00	20%	2,05,764.24	-	2,370.35	2,08,134.59	9,481.41	11,851.76
37	Air Conditioner	1,88,750.00	-	-	1,88,750.00	20%	70,910.34	-	23,567.93	94,478.27	94,271.73	1,17,839.66
38	Mike set	28,621.20	-	-	28,621.20	15%	27,587.86	-	155.00	27,742.86	878.34	1,033.34
39	Library books	3,77,411.15	-	-	3,77,411.15	5%	2,76,357.08	-	5,052.70	2,81,409.78	96,001.37	1,01,054.07
40	Shooting range Pavilion	61,461.00	-	-	61,461.00	5%	23,505.27	-	1,897.79	25,403.06	36,057.94	37,955.73
	Total c/f	2,47,66,086.70	6,05,981.00	-	2,53,72,067.70		1,68,53,007.74	-	10,53,585.18	1,79,06,592.92	74,65,474.78	79,13,078.96

DIRECTORS

(As per our separate report of even date attached)

12 NOV 2021



## SCHEDULE: 5 FIXED ASSETS (HOSTEL AND MANAGEMENT)

Sl. No.	Description of Assets	Gross Block				Depreciation					Net Block	
		Total cost as on 01.04.2020 (Rs.)	Additions during the year	Sale/ Adjust.	Total cost as on 31.03.2021 (Rs.)	Rate of Depn.	Depreciation upto 01.04.2020 (Rs.)	Sale / Adjust	Depreciation for the year	Depreciation upto 31.03.2021 (Rs.)	As on 31.03.2021 (Rs.)	As on 31.03.2020 (Rs.)
	Total B/f	2,47,66,086.70	6,05,981.00	-	2,53,72,067.70		1,68,53,007.74	-	10,53,585.18	1,79,06,592.92	74,65,474.78	79,13,078.96
41	Academic Block	1,12,77,869.00	-	-	1,12,77,869.00	5%	24,82,249.25	-	4,39,780.99	29,22,030.24	83,55,838.76	87,95,619.75
42	Toilet Block	11,39,084.00	-	-	11,39,084.00	5%	2,56,922.03	-	44,108.10	3,01,030.13	8,38,053.87	8,82,161.97
43	Campus CCTV	1,33,101.00	-	-	1,33,101.00	20%	68,788.92	-	12,862.42	81,651.34	51,449.66	64,312.08
44	Grinder	32,060.00	-	-	32,060.00	20%	18,992.81	-	2,613.44	21,606.25	10,453.75	13,067.19
45	Sanitary Pad Vending Machine	29,000.00	-	-	29,000.00	20%	12,260.40	-	3,347.92	15,608.32	13,391.68	16,739.60
46	Solar Power plant	50,72,307.00	-	-	50,72,307.00	40%	2,38,370.71	-	19,33,574.52	21,71,945.23	29,00,361.77	48,33,936.29
47	Generator	1,06,300.00	-	-	1,06,300.00	20%	17,774.75	-	17,705.05	35,479.80	70,820.20	88,525.25
48	UPS & Battery	1,58,460.00	-	-	1,58,460.00	40%	16,368.85	-	56,836.46	73,205.31	85,254.69	1,42,091.15
	BT & SP :											
49	DNA Finger Printer	6,03,248.00	-	-	6,03,248.00	20%	5,92,199.44	-	2,209.71	5,94,409.15	8,838.85	11,048.56
50	Furniture	97,656.00	-	-	97,656.00	25%	89,420.99	-	2,058.75	91,479.74	6,176.26	8,235.01
51	Microscope	9,70,566.79	-	-	9,70,566.79	20%	4,74,250.19	-	99,263.32	5,73,513.51	3,97,053.28	4,96,316.60
52	Computer & Accessories	35,355.00	-	-	35,355.00	40%	34,644.10	-	284.36	34,928.46	426.54	710.90
53	Books	21,137.50	-	-	21,137.50	5%	11,070.86	-	503.33	11,574.19	9,563.31	10,066.64
	Computer Centre :											
54	Books	7,834.50	-	-	7,834.50	5%	5,512.04	-	116.12	5,628.16	2,206.34	2,322.46
55	Clock	215.00	-	-	215.00	15%	212.31	-	0.40	212.71	2.29	2.69
56	Furniture	49,987.00	-	-	49,987.00	25%	49,703.09	-	70.98	49,774.07	212.93	283.91
57	Teak Plantations	6,202.90	-	-	6,202.90	5%	4,772.02	-	71.54	4,843.56	1,359.34	1,430.88
58	Computer and accessories	11,15,178.20	-	-	11,15,178.20	40%	11,15,079.73	-	39.39	11,15,119.12	59.08	98.47
	L.C.I.T. :											
59	Green Board	6,709.00	-	-	6,709.00	25%	6,463.16	-	61.46	6,524.62	184.38	245.84
60	Air conditioner	70,685.00	-	-	70,685.00	20%	66,973.59	-	742.28	67,715.87	2,969.13	3,711.41
61	Computer and Accessories	18,38,880.00	-	-	18,38,880.00	40%	18,31,401.62	-	2,991.35	18,34,392.97	4,487.03	7,478.38
62	Buildings	11,46,265.30	-	-	11,46,265.30	5%	8,11,882.50	-	16,719.14	8,28,601.64	3,17,663.66	3,34,382.80
63	Furniture and fittings	4,09,679.00	-	-	4,09,679.00	25%	4,07,055.32	-	655.92	4,07,711.24	1,967.76	2,623.68
64	Electrical fittings	87,984.00	-	-	87,984.00	15%	84,197.65	-	567.95	84,765.60	3,218.40	3,786.35
65	Computer books	1,78,707.22	-	-	1,78,707.22	5%	1,32,311.83	-	2,319.77	1,34,631.60	44,075.62	46,395.39
66	Black board	4,100.00	-	-	4,100.00	25%	3,964.79	-	33.80	3,998.59	101.41	135.21
67	Platinum Jubilee building	10,90,090.90	-	-	10,90,090.90	5%	9,81,844.86	-	5,412.30	9,87,257.16	1,02,833.74	1,08,246.04
68	Generator	62,528.00	-	-	62,528.00	20%	61,985.33	-	108.53	62,093.86	434.14	542.67
69	Generator House	1,27,871.15	-	-	1,27,871.15	5%	98,106.32	-	1,488.24	99,594.56	28,276.59	29,764.83
70	Grinder	6,532.00	-	-	6,532.00	20%	6,460.46	-	14.31	6,474.77	57.23	71.54
71	Fax machine	20,900.00	-	-	20,900.00	20%	20,647.37	-	50.53	20,697.90	202.10	252.63
72	Kitchen Equipments	85,150.75	-	-	85,150.75	20%	84,051.73	-	219.80	84,271.53	879.22	1,099.02
73	Flower stand	12,129.00	-	-	12,129.00	25%	11,728.99	-	100.00	11,828.99	300.01	400.01
74	Overhead Projector	20,986.00	-	-	20,986.00	20%	20,739.32	-	49.34	20,788.66	197.34	246.68
75	Christian Literature Books	17,672.00	-	-	17,672.00	5%	8,899.57	-	438.62	9,338.19	8,333.81	8,772.43
	Total C/f	5,08,08,517.91	6,05,981.00	-	5,14,14,498.91		2,69,80,314.64	-	37,01,005.32	3,06,81,319.96	2,07,33,178.95	2,38,28,203.27

Contd..

DIRECTORS

(As per our separate report of even date attached)



## SCHEDULE: 5 FIXED ASSETS (HOSTEL AND MANAGEMENT)

Sl. No.	Description of Assets	Gross Block			Depreciation					Net Block		
		Total cost as on 01.04.2020 (Rs.)	Additions during the year	Sale/ Adjust.	Total cost as on 31.03.2021 (Rs.)	Rate of Depn.	Depreciation upto 01.04.2020 (Rs.)	Sale / Adjust	Depreciation for the year	Depreciation upto 31.03.2021 (Rs.)	As on 31.03.2021 (Rs.)	As on 31.03.2020 (Rs.)
	Total B/f	5,08,08,517.91	6,05,981.00	-	5,14,14,498.91		2,69,80,314.64	-	37,01,005.32	3,06,81,319.96	2,07,33,178.95	2,38,28,203.27
76	Lightening Arrester	21,260.00	-	-	21,260.00	20%	20,829.14	-	86.17	20,915.31	344.69	430.86
77	Refrigerator	10,000.00	-	-	10,000.00	20%	9,900.09	-	19.98	9,920.07	79.93	99.91
	Bsc Computer Science :											
78	Furniture	44,174.00	-	-	44,174.00	25%	43,159.49	-	253.63	43,413.12	760.88	1,014.51
79	Books	45,882.00	-	-	45,882.00	5%	32,897.81	-	649.21	33,547.02	12,334.98	12,984.20
80	Computer & Accessories	7,50,475.00	-	-	7,50,475.00	40%	7,08,132.87	-	16,936.85	7,25,069.72	25,405.28	42,342.13
	BSc Computer Maintenance :											
81	Electrical fittings	1,92,840.75	-	-	1,92,840.75	15%	1,76,016.08	-	2,523.70	1,78,539.78	14,300.97	16,824.67
82	Books	82,504.00	-	-	82,504.00	5%	30,117.85	-	2,619.31	32,737.16	49,766.84	52,386.15
83	Computer & Accessories	7,58,740.00	34,949.00	-	7,93,689.00	40%	7,41,711.76	-	7,692.21	7,49,403.97	44,285.03	17,028.24
84	Furniture	2,00,288.75	-	-	2,00,288.75	25%	1,90,443.49	-	2,461.32	1,92,904.81	7,383.94	9,845.26
85	Lab equipments	2,40,508.00	-	-	2,40,508.00	20%	2,10,914.18	-	5,918.76	2,16,832.94	23,675.06	29,593.82
86	Overhead Projector	49,650.00	-	-	49,650.00	20%	41,582.41	-	1,613.52	43,195.93	6,454.07	8,067.59
87	Air conditioner	60,550.00	-	-	60,550.00	20%	28,155.43	-	6,478.91	34,634.34	25,915.66	32,394.57
	MCA :											
88	Buildings	1,44,66,228.40	-	-	1,44,66,228.40	5%	67,69,314.20	-	3,84,845.71	71,54,159.91	73,12,068.49	76,96,914.20
89	Furniture	39,44,797.28	-	-	39,44,797.28	25%	35,29,767.87	-	1,03,757.35	36,33,525.22	3,11,272.06	4,15,029.41
90	Library Books	45,99,503.00	-	-	45,99,503.00	5%	15,78,580.31	-	1,51,046.13	17,29,626.44	28,69,876.56	30,20,922.69
91	Air conditioner	5,07,907.00	-	-	5,07,907.00	20%	4,06,977.11	-	20,185.98	4,27,163.09	80,743.91	1,00,929.89
92	MCA Approach Road	1,41,500.00	-	-	1,41,500.00	5%	47,690.30	-	4,690.49	52,380.79	89,119.21	93,809.70
93	Electrical fittings	8,83,899.90	-	-	8,83,899.90	15%	7,39,694.13	-	21,630.87	7,61,325.00	1,22,574.90	1,44,205.77
94	Computer & Accessories	1,04,39,233.00	69,100.00	-	1,05,08,333.00	40%	95,68,254.40	-	3,58,614.45	99,26,868.85	5,81,464.15	8,70,978.60
95	Computer Software	5,92,677.00	-	-	5,92,677.00	25%	3,59,549.54	-	58,281.87	4,17,831.41	1,74,845.59	2,33,127.46
96	Lightening Arrester	21,260.00	-	-	21,260.00	20%	20,850.68	-	81.86	20,932.54	327.46	409.32
97	UPS & Battery	8,94,151.00	-	-	8,94,151.00	40%	8,90,764.71	-	1,354.52	8,92,119.23	2,031.77	3,386.29
98	Overhead Projector	24,500.00	-	-	24,500.00	20%	23,660.18	-	167.96	23,828.14	671.86	839.82
99	Sound System	93,405.00	-	-	93,405.00	15%	73,156.05	-	3,037.34	76,193.39	17,211.61	20,248.95
100	Fire Extinguisher	78,328.00	-	-	78,328.00	20%	72,757.32	-	1,114.14	73,871.46	4,456.54	5,570.68
101	Car Shed	63,875.00	-	-	63,875.00	5%	25,288.77	-	1,929.31	27,218.08	36,656.92	38,586.23
102	Telephone	2,150.00	-	-	2,150.00	20%	1,978.88	-	34.22	2,013.10	136.90	171.12
103	Xerox Machine	86,000.00	-	-	86,000.00	20%	64,493.27	-	4,301.35	68,794.62	17,205.38	21,506.73
104	Projector	1,43,982.00	-	-	1,43,982.00	20%	85,923.46	-	11,611.71	97,535.17	46,446.83	58,058.54
105	Fire & Safety Equipment	6,89,792.00	-	-	6,89,792.00	20%	4,07,407.59	-	56,476.88	4,63,884.47	2,25,907.53	2,82,384.41
106	Sanitary Napkin Destroyer	-	-	-	-	-	-	-	-	-	-	-
107	Water Purifier	40,000.00	-	-	40,000.00	20%	5,180.33	-	6,963.93	12,144.26	27,855.74	34,819.67
	MSc Bio-technology :											
108	Furniture	1,47,507.00	-	-	1,47,507.00	25%	1,30,998.11	-	4,127.22	1,35,125.33	12,381.67	16,508.89
109	Lab equipments	18,06,234.00	-	-	18,06,234.00	20%	11,43,320.70	-	1,32,582.66	12,75,903.36	5,30,330.64	6,62,913.30
110	Books	5,73,675.00	-	-	5,73,675.00	5%	3,20,797.03	-	12,643.90	3,33,440.93	2,40,234.07	2,52,877.97
111	Computer & Accessories	2,08,865.00	-	-	2,08,865.00	40%	1,99,112.13	-	3,901.15	2,03,013.28	5,851.72	9,752.87
112	Electrical fittings	1,80,932.00	-	-	1,80,932.00	15%	53,444.76	-	19,123.09	72,567.85	1,08,364.15	1,27,487.24
113	Air conditioner	63,700.00	-	-	63,700.00	20%	40,151.88	-	4,709.62	44,861.50	18,838.50	23,548.12
114	Refrigerator	26,460.00	-	-	26,460.00	20%	25,595.34	-	172.93	25,768.27	691.73	864.66
	Total C/f	9,39,85,951.99	7,10,030.00	-	9,46,95,981.99		5,57,98,884.29	-	51,15,645.53	6,09,14,529.82	3,37,81,452.17	3,81,87,067.71

Contd....

DIRECTORS

*(Handwritten signatures and initials of directors)*

(As per our separate report of even date attached)

12 NOV 2021



## SCHEDULE: 5 FIXED ASSETS (HOSTEL AND MANAGEMENT)

Sl. No.	Description of Assets	Gross Block				Depreciation					Net Block	
		Total cost as on 01.04.2020 (Rs.)	Additions during the year	Sale/ Adjust.	Total cost as on 31.03.2021 (Rs.)	Rate of Depn.	Depreciation upto 01.04.2020 (Rs.)	Sale / Adjust	Depreciation for the year	Depreciation upto 31.03.2021 (Rs.)	As on 31.03.2021 (Rs.)	As on 31.03.2020 (Rs.)
	Total B/f	9,39,85,951.99	7,10,030.00	-	9,46,95,981.99		5,57,98,884.29	-	51,15,645.53	6,09,14,529.82	3,37,81,452.17	3,81,87,067.71
	MSc Bio-informatics :											
115	Books	2,54,378.00		-	2,54,378.00	5%	1,36,655.62	-	5,886.12	1,42,541.74	1,11,836.26	1,17,722.38
116	Furniture	1,98,175.00		-	1,98,175.00	25%	1,73,150.63	-	6,256.09	1,79,406.72	18,768.28	25,024.37
117	Lab equipments	3,81,578.00		-	3,81,578.00	20%	2,89,763.15	-	18,362.97	3,08,126.12	73,451.88	91,814.85
118	Computer & Accessories	22,40,856.00		-	22,40,856.00	40%	21,81,450.67	-	23,762.13	22,05,212.80	35,643.20	59,405.33
119	Over head Projector	8,000.00		-	8,000.00	20%	7,494.22	-	101.16	7,595.38	404.62	505.78
120	Photoelectric Calorimeter	7,700.00		-	7,700.00	20%	6,304.63	-	279.07	6,583.70	1,116.30	1,395.37
121	Micro pipetter	26,922.00		-	26,922.00	20%	25,085.11	-	367.38	25,452.49	1,469.51	1,836.89
122	Msc Bioinformatics Projector	54,812.00		-	54,812.00	15%	17,684.08	-	5,569.19	23,253.27	31,558.73	37,127.92
	Master In Business Administration (MBA)											
123	Building	69,06,521.00		-	69,06,521.00	5%	19,32,522.91	-	2,48,699.90	21,81,222.81	47,25,298.19	49,73,998.09
124	Computer & Accessories	12,94,327.00		-	12,94,327.00	40%	10,20,446.65	-	1,09,552.14	11,29,998.79	1,64,328.21	2,73,880.35
125	Computer Software	1,43,370.00		-	1,43,370.00	25%	63,000.56	-	20,092.36	83,092.92	60,277.08	80,369.44
126	Books	15,07,494.00		-	15,07,494.00	5%	2,62,509.12	-	62,249.24	3,24,758.36	11,82,735.64	12,44,984.88
127	Electrical Fitting	31,713.00		-	31,713.00	15%	14,117.64	-	2,639.30	16,756.94	14,956.06	17,595.36
128	Furniture	5,75,647.00	31,700.00	-	6,07,347.00	25%	4,17,051.90	-	43,781.38	4,60,833.28	1,46,513.72	1,58,595.10
129	Projector	1,89,271.00		-	1,89,271.00	20%	1,01,876.24	-	17,478.95	1,19,355.19	69,915.81	87,394.76
130	Water Filter	9,000.00		-	9,000.00	15%	3,855.70	-	771.65	4,627.35	4,372.65	5,144.30
	MLA Psychology :											
131	Books	15,909.00		-	15,909.00	5%	10,809.06	-	255.00	11,064.06	4,844.94	5,099.94
	History Archaeology :											
132	Books	8,546.00		-	8,546.00	5%	8,546.00	-	-	8,546.00	-	-
	Platinum Jubilee Memorial Auditorium											
133	Building	1,18,22,930.73		-	1,18,22,930.73	5%	87,12,363.95	-	1,55,528.34	88,67,892.29	29,55,038.44	31,10,566.78
134	Aura Turbine Ventilator	1,02,224.00		-	1,02,224.00	20%	79,391.14	-	4,566.57	83,957.71	18,266.29	22,832.86
135	Furniture	5,23,074.00		-	5,23,074.00	25%	5,03,655.98	-	4,854.51	5,08,510.49	14,563.51	19,418.02
136	College Main Gate	3,85,784.00		-	3,85,784.00	5%	1,77,169.31	-	10,430.73	1,87,600.04	1,98,183.96	2,08,614.69
137	Rain Water Harvest	4,64,254.00		-	4,64,254.00	5%	1,71,445.63	-	14,640.42	1,86,086.05	2,78,167.95	2,92,808.37
138	Servants' Quarters	50,705.00		-	50,705.00	10%	36,384.41	-	1,432.06	37,816.47	12,888.53	14,320.59
139	Bio-Gas Plant	2,80,000.00		-	2,80,000.00	20%	2,60,745.37	-	3,850.93	2,64,596.30	15,403.70	19,254.63
	Assets acquired out of UBCHEA Grant											
140	LCD Projector	69,750.00		-	69,750.00	20%	66,552.10	-	639.58	67,191.68	2,558.32	3,197.90
141	Lab Equipments	3,05,900.00		-	3,05,900.00	20%	2,92,371.66	-	2,705.67	2,95,077.33	10,822.67	13,528.34
142	Computer & Accessories	2,89,064.00		-	2,89,064.00	40%	2,67,064.00	-	8,800.00	2,75,864.00	13,200.00	22,000.00
143	High Speed Refrigerated Centrifuge	1,05,035.00		-	1,05,035.00	20%	98,770.22	-	1,252.96	1,00,023.18	5,011.82	6,264.78
144	Books	18,281.00		-	18,281.00	5%	4,746.24	-	676.74	5,422.98	12,858.02	13,534.76
145	Deep Freezer	2,07,000.00		-	2,07,000.00	20%	1,94,653.54	-	2,469.29	1,97,122.83	9,877.17	12,346.46
	Total C/f	12,24,64,172.72	7,41,730.00	-	12,32,05,902.72		7,33,36,521.73	-	58,93,597.36	7,92,30,119.09	4,39,75,783.63	4,91,27,651.00

Contd.

DIRECTORS

(As per our separate report of even date attached)

12 NOV 2021



## SCHEDULE: 5 FIXED ASSETS (HOSTEL AND MANAGEMENT)

Sl. No.	Description of Assets	Gross Block			Rate of Depn.	Depreciation				Net Block		
		Total cost as on 01.04.2020 (Rs.)	Additions during the year	Sale/ Adjust.		Total cost as on 31.03.2021 (Rs.)	Depreciation upto 01.04.2020 (Rs.)	Sale / Adjust	Depreciation for the year	Depreciation upto 31.03.2021 (Rs.)	As on 31.03.2021 (Rs.)	As on 31.03.2020 (Rs.)
	Total B/f	12,24,64,172.72	7,41,730.00	-	12,32,05,902.72	7,33,36,521.73	-	58,93,597.36	7,92,30,119.09	4,39,75,783.63	4,91,27,651.00	
146	Transformer	37,78,615.00	-	-	37,78,615.00	15%	31,46,289.31	-	94,848.85	32,41,138.16	5,37,476.84	
147	Furniture & Fixtures	50,897.00	-	-	50,897.00	25%	35,441.88	-	3,863.78	39,305.66	11,591.34	
148	Note Counting Machine	17,272.00	-	-	17,272.00	20%	15,726.17	-	309.17	16,035.34	1,236.66	
149	Weed cutter	28,611.00	-	-	28,611.00	20%	25,624.77	-	597.25	26,222.02	2,388.98	
150	Mca seminar hall	84,01,014.00	-	-	84,01,014.00	5%	34,11,579.77	-	2,49,471.71	36,61,051.48	47,39,962.52	
151	Public Addressing System	1,64,522.00	-	-	1,64,522.00	20%	1,43,154.11	-	4,273.58	1,47,427.69	17,094.31	
	<b>Assets acquired out of Ford Foundation Grant</b>											
152	Lectern Stand	39,419.00	-	-	39,419.00	25%	35,970.00	-	862.25	36,832.25	2,586.75	
153	Books	11,147.00	-	-	11,147.00	5%	3,330.09	-	390.85	3,720.94	7,426.06	
154	Furniture	27,900.00	-	-	27,900.00	25%	25,711.29	-	547.18	26,258.47	1,641.53	
155	Electrical fittings	2,32,176.00	-	-	2,32,176.00	15%	1,67,688.72	-	9,673.09	1,77,361.81	54,814.19	
156	Computer & Accessories	79,480.00	-	-	79,480.00	40%	78,245.12	-	493.95	78,739.07	740.93	
157	Camera	10,700.00	-	-	10,700.00	20%	8,668.76	-	406.25	9,075.01	1,624.99	
	<b>Assets acquired out of UCCANA Grant</b>											
158	Computer & Accessories	2,13,725.00	-	-	2,13,725.00	40%	2,12,517.66	-	482.94	2,13,000.60	724.40	
159	Recording Room		4,21,635.00		4,21,635.00	5%	-		2,945.67	2,945.67	4,18,689.33	
160	Computer & Accessories		67,300.00		67,300.00	40%	-		1,106.30	1,106.30	66,193.70	
	<b>Total</b>	<b>13,55,19,650.72</b>	<b>12,30,665.00</b>	<b>-</b>	<b>13,67,50,315.72</b>		<b>8,06,46,469.38</b>	<b>-</b>	<b>62,63,870.18</b>	<b>8,69,10,339.56</b>	<b>4,98,39,976.16</b>	<b>5,48,73,181.35</b>

DIRECTORS

(As per our separate report of even date attached)



12 NOV 2021

**THE UNION CHRISTIAN COLLEGE, ALWAY**

**SCHEDULE: 5 FIXED ASSETS (COLLEGE)**

Sl. No.	Description of Assets	Gross Block				Depreciation					Net Block	
		Total cost as on 01.04.2020	Additions during the year	Sale/ Adjust.	Total cost as on 31.03.2021	Rate of Depn.	Depreciation upto 01.04.2020	Sale / Adjust.	Depreciation for the year	Depreciation upto 31.03.2021	As on 31.03.2021	As on 31.03.2020
1	Land	7,50,000.00	-	-	7,50,000.00		-	-	-	-	7,50,000.00	7,50,000.00
2	Building 1st class construction	16,65,244.250	-	-	16,65,244.25	5%	14,19,195.55	-	12,302.44	14,31,497.99	2,33,746.26	2,46,048.70
3	Building 2nd class construction	10,68,275.930	-	-	10,68,275.93	5%	9,54,566.85	-	5,685.45	9,60,252.30	1,08,023.63	1,13,709.08
4	Women's Hostel Building	10,74,451.200	-	-	10,74,451.20	5%	6,66,596.12	-	20,392.75	6,86,988.87	3,87,462.33	4,07,855.08
5	Play ground	37,869.510	-	-	37,869.51	5%	37,845.71	-	1.19	37,846.90	22.61	23.80
6	Electrical fittings	47,485.500	-	-	47,485.50	15%	47,415.68	-	10.47	47,426.15	59.35	69.82
7	Student's welfare facilities	15,140.590	-	-	15,140.59	15%	15,135.00	-	0.84	15,135.84	4.75	5.59
8	Road, Lights and gates	3,288.320	-	-	3,288.32	5%	3,096.84	-	9.57	3,106.41	181.91	191.48
9	Furniture and appliances	4,86,131.000	-	-	4,86,131.00	25%	4,85,790.38	-	85.15	4,85,875.53	255.47	340.62
10	Laboratory apparatus & equipments	7,44,849.100	-	-	7,44,849.10	20%	7,43,768.44	-	216.13	7,43,984.57	864.53	1,080.66
11	Library books	15,37,636.710	-	-	15,37,636.71	5%	12,57,152.60	-	14,024.21	12,71,176.81	2,66,459.90	2,80,484.11
12	Office machinery	15,527.840	-	-	15,527.84	20%	15,510.19	-	3.53	15,513.72	14.12	17.65
13	Hurdles	1,800.000	-	-	1,800.00	20%	1,799.15	-	0.17	1,799.32	0.68	0.85
14	Shooting range	2,005.900	-	-	2,005.90	5%	1,892.48	-	5.67	1,898.15	107.75	113.42
15	Record player	2,452.000	-	-	2,452.00	20%	2,451.60	-	0.08	2,451.68	0.32	0.40
16	Laboratory equipments and appliances(grant)	18,58,398.880	-	-	18,58,398.88	20%	18,45,902.61	-	2,499.25	18,48,401.86	9,997.02	12,496.27
17	Botanical garden	500.000	-	-	500.00	5%	469.89	-	1.51	471.40	28.60	30.11
18	Sports pavilion & stadium	24,335.730	-	-	24,335.73	5%	22,050.23	-	114.28	22,164.51	2,171.22	2,285.50
19	Type writer	29,461.420	-	-	29,461.42	15%	29,340.19	-	18.18	29,358.37	103.05	121.23
20	Chalk Board	1,382.730	-	-	1,382.73	25%	1,378.97	-	0.94	1,379.91	2.82	3.76
21	Black Board	6,490.000	-	-	6,490.00	25%	6,426.18	-	15.96	6,442.14	47.86	63.82
22	Laboratory apparatus & equipments (gifts)	35,225.000	-	-	35,225.00	20%	35,085.38	-	27.92	35,113.30	111.70	139.62
23	Office building	2,26,850.080	-	-	2,26,850.08	5%	1,80,594.40	-	2,312.78	1,82,907.18	43,942.90	46,255.68
24	Computer	5,72,214.680	-	-	5,72,214.68	40%	5,72,167.46	-	18.89	5,72,186.35	28.33	47.22
25	Mess hall	11,86,307.460	-	-	11,86,307.46	5%	8,37,395.10	-	17,445.62	8,54,840.72	3,31,466.74	3,48,912.36
26	MB Block	47,78,222.000	-	-	47,78,222.00	5%	3,51,461.13	-	2,21,338.04	5,72,799.17	42,05,422.83	44,26,760.87
	<b>Total</b>	<b>1,61,71,545.83</b>	<b>-</b>	<b>-</b>	<b>1,61,71,545.83</b>		<b>95,34,488.13</b>	<b>-</b>	<b>2,96,531.02</b>	<b>98,31,019.15</b>	<b>63,40,526.68</b>	<b>66,37,057.70</b>

DIRECTORS

(As per our separate report of even date attached)





THE UNION CHRISTIAN COLLEGE,ALWAYE

SCHEDULE: 5 FIXED ASSETS ACQUIRED UNDER DIRECT PAYMENT SYSTEM (COLLEGE)

Sl. No.	Description of Assets	Gross Block				Depreciation					Net Block	
		Total cost as on 01.04.2020	Additions during the year	Sale/ Adjust.	Total cost as on 31.03.2021	Rate of Depn.	Depreciation upto 01.04.2020	Sale / Adjust.	Depreciation for the year	Depreciation upto 31.03.2021	As on 31.03.2021	As on 31.03.2020
1	Women's Hostel Building	1,12,98,976.00	2,10,28,166.00	-	3,23,27,142.00	5%	41,61,296.59	-	14,08,292.27	55,69,588.86	2,67,57,553.14	71,37,679.41
2	Building	7,10,816.90	-	-	7,10,816.90	5%	2,62,814.75	-	22,400.11	2,85,214.86	4,25,602.04	4,48,002.15
3	Polyhouse	93,600.00	-	-	93,600.00	5%	24,985.99	-	3,430.70	28,416.69	65,183.31	68,614.01
4	Library books	72,86,264.82	2,24,912.00	-	75,11,176.82	5%	26,89,552.48	-	2,29,835.62	29,19,388.10	45,91,788.72	45,96,712.34
5	Air condition	1,78,900.00	-	-	1,78,900.00	15%	1,00,089.63	-	11,821.56	1,11,911.19	66,988.81	78,810.37
6	Generator	6,70,666.00	-	-	6,70,666.00	15%	5,36,231.77	-	20,165.13	5,56,396.90	1,14,269.10	1,34,434.23
7	Electrical Equipments	11,50,363.00	1,43,584.00	-	12,93,947.00	15%	6,75,369.33	-	71,249.05	7,46,618.38	5,47,328.62	4,74,993.67
8	Laboratory Apparatus&equipments	2,56,69,942.20	51,07,629.00	-	3,07,77,571.20	20%	1,81,59,771.97	-	15,02,034.05	1,96,61,806.02	1,11,15,765.18	75,10,170.23
9	Display Unit	9,16,362.00	-	-	9,16,362.00	20%	8,09,258.61	-	21,420.68	8,30,679.29	85,682.71	1,07,103.39
10	Water Purifier	65,190.00	-	-	65,190.00	20%	48,043.34	-	3,429.33	51,472.67	13,717.33	17,146.66
11	Xerox Machine	2,64,400.00	-	-	2,64,400.00	20%	2,37,927.95	-	5,294.41	2,43,222.36	21,177.64	26,472.05
12	Furniture	15,04,249.60	-	-	15,04,249.60	25%	11,01,273.38	-	1,00,744.06	12,02,017.44	3,02,232.16	4,02,976.22
13	Computer, Printer &Accessories	1,21,25,378.00	1,46,570.00	-	1,22,71,948.00	40%	1,13,17,144.04	-	3,23,293.58	1,16,40,437.62	6,31,510.38	8,08,233.96
14	Computer Software	7,79,754.00	-	-	7,79,754.00	25%	5,15,598.83	-	66,038.79	5,81,637.62	1,98,116.38	2,64,155.17
15	Table Tennis Board	15,085.00	-	-	15,085.00	20%	13,021.61	-	412.68	13,434.29	1,650.71	2,063.39
16	Fitness Equipments	3,70,219.00	-	-	3,70,219.00	20%	2,68,012.03	-	20,441.39	2,88,453.42	81,765.58	1,02,206.97
	<b>Total</b>	<b>6,31,00,166.52</b>	<b>2,66,50,861.00</b>	<b>-</b>	<b>8,97,51,027.52</b>		<b>4,09,20,392.30</b>	<b>-</b>	<b>38,10,303.41</b>	<b>4,47,30,695.71</b>	<b>4,50,20,331.81</b>	<b>2,21,79,774.22</b>

23

DIRECTORS

(As per our separate report of even date attached)



12 NOV 2021

THE UNION CHRISTIAN COLLEGE, ALWAYE

FIXED ASSETS SUMMARY

	Gross Block	Depreciation	Net Block
College Assets	1,61,71,545.83	98,31,019.15	63,40,526.68
Assets purchased under direct payment system	8,97,51,027.52	4,47,30,695.71	4,50,20,331.81
Hostel and Management Assests	13,67,50,315.72	8,69,10,339.56	4,98,39,976.16
	24,26,72,889.07	14,14,72,054.42	10,12,00,834.65

DIRECTORS

*[Handwritten signatures of directors]*

(As per our separate report of even date attached)



12 NOV 2021

**THE UNION CHRISTIAN COLLEGE, ALWAYE**

	As at 31st March, 2021	As at 31st March, 2020
	Rs.	Rs.
<b><u>ANNEXURE: 1</u></b>		
<b><u>CAUTION MONEY DEPOSIT</u></b>		
College	34,38,263.65	32,88,503.65
Hostel Students	6,27,210.00	5,96,210.00
MCA Course	33,12,500.00	29,12,500.00
BSc Computer Maintenance & Electronics	2,95,500.00	2,86,500.00
BSc BT & SP	2,80,820.00	2,67,320.00
MBA	6,11,000.00	6,06,000.00
Archeology	1,84,500.00	1,62,500.00
B.Com	5,55,000.00	5,11,500.00
MSc Bio-Technology	2,18,885.00	1,88,885.00
MSc Bio-Informatics	1,46,286.00	1,53,786.00
	<b>96,69,964.65</b>	<b>89,73,704.65</b>

**ANNEXURE: 2****SECURITY DEPOSITS RECEIVED**

Security deposit for auditorium booking	1,22,000.00	1,26,000.00
Security deposit-MCA Building	1,00,000.00	1,00,000.00
Deposit For Academic Block Construction	7,580.00	7,580.00
Security deposit-MCA Seminar Hall	10,000.00	10,000.00
Deposit from Canteen License	800.00	800.00
Deposits from Research Scholars	2,100.00	2,100.00
Security Deposit received from South Indian Bank	30,000.00	30,000.00
Others	13,420.00	3,420.00
Security Deposit For Office Automation Software	12,500.00	12,500.00
	<b>2,98,400.00</b>	<b>2,92,400.00</b>

**ANNEXURE: 3****UNSPENT BALANCES UNDER DIRECT PAYMENT SYSTEM:****Special fees:**

Admission fee	26,425.00	31,750.00
Application form fee	39,710.00	26,400.00
Association fee	63,901.00	49,430.00
Athletics fee	2,03,374.00	1,06,552.00
Audio Visual fee	27,279.00	23,088.00
Calendar Fee	1,10,670.00	86,895.00
Group Personal Accident Insurance	4,697.00	4,093.00
ss/Laboratory fee	1,41,647.00	2,57,097.00

**THE UNION CHRISTIAN COLLEGE, ALWAYS**

	As at 31st March,2021	As at 31st March,2020
	`Rs.	Rs.
Library fee	1,78,825.00	1,10,832.00
Matriculation fee	90,650.00	53,300.00
Medical fee	21,948.00	10,007.00
Students Aid Fund	30,230.00	14,550.00
Sports Affiliation fee	2,35,895.00	1,40,159.00
Stationery fee	42,563.00	-
Womens Cell	24,265.00	8,315.00
<b>TOTAL (A)</b>	<b>12,42,079.00</b>	<b>9,22,468.00</b>
<b><u>Other Fees:</u></b>		
University Affiliation fee	1,87,002.00	1,09,682.00
University Examination fee	16,54,588.00	10,85,973.00
University Union fee	5,355.00	-
Provisional Certificate	75.00	75.00
Special fee not specified	18,623.00	18,623.00
<b>TOTAL (B)</b>	<b>18,65,643.00</b>	<b>12,14,353.00</b>
<b><u>Scholarships and Concessions:</u></b>		
State Merit Scholarship	6,725.00	6,725.00
National Merit Scholarship	880.00	880.00
University Merit Scholarship	1,200.00	1,200.00
CSIR Scholarship	20,304.84	20,304.84
Scholarship to blind	16,150.00	16,150.00
Cultural Scholarship	700.00	700.00
OEC-Stipend	4,41,409.87	4,41,409.87
Planning Forum(New Account)	3,567.10	3,567.10
USAF	11,355.00	11,355.00
Blind Scholarship	1,275.00	-
ST-Stipend (Old)	2,335.00	2,335.00
Sports Scholarship	750.00	750.00
University Youth Festival Prize	1,750.00	1,750.00
University Sports Prize	337.00	337.00
Fisheries LSG & Stipend	32,301.00	77,245.00
Lakshadweep Books	11,590.00	11,590.00
Lakshadweep Mess	17,422.00	17,422.00
ABLC/TF/SF/EF- E-Grant Payable	23,52,028.00	25,63,255.00
LDST Grant	1,54,997.00	1,35,472.00
Post - Matric Scholarship (PMS)	28,095.00	28,095.00
	<b>31,05,171.81</b>	<b>33,40,542.81</b>

ss/-

**THE UNION CHRISTIAN COLLEGE, ALWAYS**

	As at 31st March,2021	As at 31st March,2020
	`Rs.	Rs.
Less : Amount paid as per Audit Objection	7,51,803.00	7,51,803.00
Less : Amount utilised as per order of Government of Kerala	5,45,486.05	5,45,486.05
<b>TOTAL (C)</b>	<b>18,07,882.76</b>	<b>20,43,253.76</b>

**Grants Under Various Schemes:**

EAC Grant	221.70	221.70
FIP of PJC	70,410.55	70,410.55
UGC JRF	56,627.00	56,627.00
UGC Research Scholarship	9,770.00	9,770.00
UGC Major Research Programme	49,454.99	49,454.99
UGC-Biological Technics & Specimen Preparation	0.56	0.56
University Research Scholarship	20,436.88	20,436.88
UGC-Mess Hall Fund	45.69	45.69
UGC Remedial Coaching	26,090.00	26,090.00
<b><u>Pending utilisation-9th Plan:</u></b>		
<u>Books</u>	2,248.00	2,248.00
Library	0.22	0.22
Extension	200.00	200.00
<u>Malayalam -books</u>	248.00	248.00
History- extension	26.25	26.25
Malayalam-PTAC	9,000.00	9,000.00
UGC-Under Graduate Development grant Pending utilisation-10	1,01,669.00	1,01,669.00
<u>UGC Grant for Seminar on Human Rights</u>	4,484.00	4,484.00
UGC One time grant	243.00	243.00
Grant from Madras School of Economics	42.00	42.00
UGC Grant for Instrumentation & Maintenance Facility	1,602.00	1,602.00
UGC Seminar -Anil Thomas Koshy	1,250.00	1,250.00
UGC Seminar On Fuzzy Mathematics- A Sunny Kuriakose	500.00	500.00
UGC PGD History (11 th Plan)	496.00	496.00
UGC Minor Research Programme-Anlia E I	56.00	56.00
UGC Minor Research Programme-Muse Mary George	2,478.00	2,478.00
UGC Minor Research Programme-Dr. Seena Mathai	15.00	15.00
UGC Minor Research Programme - Rachel Reena Philip	86.00	86.00
UGC Minor Research Programme - Tresa Divya	1.00	1.00
KSCSTE RRP	45,283.00	23,005.00
UGC Csr Indore Rrp	13,180.00	13,180.00
UGC Minor Research Programme - KSCSTE Anil Kumar	29,322.00	29,322.00
UGC Seminar Sherly Thomas	1,000.00	1,000.00
UGC Seminar ES Jeevanand	254.00	254.00
ss/DST Physics - EIA	28,426.00	2,32,678.00
UGC Seminar Manju M George	55,000.00	55,000.00

**THE UNION CHRISTIAN COLLEGE, ALWAYE**

	As at 31st March,2021 `Rs.	As at 31st March,2020 Rs.
UGC Remedial Coaching - XII th Plan	8,000.00	8,000.00
Walk with scholar Sebastian Joseph	51,892.00	75,342.00
Kerala Start up Mission Grant (Jibin Jose)	1,50,316.00	1,50,316.00
SERB-SHINOJ	15,537.86	1,20,273.86
RUSA (Rashtriya Uchhatar Siksha Abhiyan Scheme)	85,13,252.00	35,01,438.00
JRF Salary Payable to Neethumul Varghese	1,31,200.00	1,31,200.00
DST/SERB/RRP/PHYSICS NEW	10,64,276.00	-
DST/SERB/RESHMI R/SARANYA SASI	1,13,393.00	47,670.00
KSCSTE Students Project	29,861.00	8,000.00
DST/WOS-(A)/RRP/JULIE/PHYSICS	57,535.00	1,30,329.00
DCE/SSP Dr Ajalesh B Nair	-	26,750.00
Star College Scheme MST/DBT/Jenish Paul	16,90,824.00	67,68,934.00
	<b>1,23,56,253.70</b>	<b>1,16,80,393.70</b>
<b>Less:</b>		
DST FIST (SERB) Physics RRP	27,000.00	27,000.00
DST FIST Botany	1,93,935.00	1,93,935.00
UGC PGD Economics -11th Plan	4,752.00	4,752.00
UGC Carrier Oriented Programme-Manju	69,552.00	69,552.00
UGC Minor Research Programme-Molina Susan Thomas	31,280.00	31,280.00
<b>TOTAL (D)</b>	<b>1,20,29,734.70</b>	<b>1,13,53,874.70</b>
<b>GRAND TOTAL (A)+(B)+(C)+(D)</b>	<b>1,69,45,339.46</b>	<b>1,55,33,949.46</b>
<b><u>ANNEXURE: 4</u></b>		
<b><u>EXCESS PAYMENTS UNDER DIRECT PAYMENT SYSTEM:</u></b>		
<b><u>Special Fees:</u></b>		
Magazine fee	12,198.00	1,19,513.00
Stationery fee		19,052.00
Students welfare fund	700.00	7,380.00
<b><u>Other Fees:</u></b>		
University Union fee	-	9,195.00
<b><u>Scholarships and Concessions:</u></b>		
OEC Fees Self	35,092.00	35,092.00
SC Self Fees	2,43,242.00	2,43,242.00
Lakshadweep LSG/Stipend	47,158.00	47,158.00
Collection From Inter Church Fellowship Staff	15,000.00	15,000.00

**THE UNION CHRISTIAN COLLEGE, ALWAYE**

	As at 31st March,2021	As at 31st March,2020
	`Rs.	Rs.
<b><u>UGC 9th Plan Grant:</u></b>		
UGC UGD -Equipment	1,499.59	1,499.59
PG Malayalam Extension	10,014.00	10,014.00
PG Malayalam Equipment	1,480.00	1,480.00
PG Chemistry Extension	263.00	263.00
PG Botany Books	93.30	93.30
PG Chemistry Books	100.00	100.00
PG English Books	19.00	19.00
PG History Books	187.00	187.00
PG History PTAC	2,251.00	2,251.00
PG Maths books	200.00	200.00
PG Physics Books	99.40	99.40
PG Physics PTAC	9,000.00	9,000.00
<b><u>UGC-P.G Development grant-10th Plan</u></b>		
Chemistry	1,961.00	1,961.00
Botany	9,770.00	9,770.00
History	13,383.00	13,383.00
Malayalam	4,533.00	4,533.00
Economics	12,394.00	12,394.00
<b><u>UGC 11th Plan - Womens Hostel</u></b>		
AB Block/Library Renovation	4,45,081.00	4,45,081.00
MRP Botany	1,88,234.00	1,88,234.00
UGC Building Grant	0.03	0.03
UGC Fuzzy Maths Seminar	2,42,393.86	2,42,393.86
BSc Computer Maintenance	19,763.75	19,763.75
BSc. Computer Science	98,341.90	98,341.90
Archaeology & Museology	32,750.00	32,750.00
Orientation Programme for teachers	1,64,395.00	1,64,395.00
UGC basic grant	1,701.00	1,701.00
UGC 11th plan College Assistance	13,720.64	13,720.64
Indian Space Research Organisation	1,04,833.00	1,04,833.00
KSCSTE--WSD--RJ	37.00	37.00
FIST Programme Grant-Chemistry	36,451.00	36,451.00
UGC PGD English (11 Plan)	41,935.00	41,935.00
UGC PGD Physics (11 Plan)	10,170.00	10,170.00
UGC PGD Malayalam (11 Plan)	750.00	750.00
University JRF	10,680.00	10,680.00
UGC Minor Research Programme-Shirley Thomas	51,227.00	51,227.00
UGC Grant for Sports	4,564.00	4,564.00
ss/UGC -Career and Counseling Cell	11,699.00	11,699.00
	6,097.00	6,097.00

**THE UNION CHRISTIAN COLLEGE, ALWAYE**

	As at 31st March,2021	As at 31st March,2020
	`Rs.	Rs.
Coaching Class SC/ST/OBC entry in service	5,004.00	5,004.00
Ugc- Infrastructure Rejuvenation Grant	1,51,984.00	1,51,984.00
Career Oriented Course - Chemistry	82,859.00	82,859.00
UGC Additional Grant XI Plan	84,380.00	84,380.00
UGC Dev. Assi. for UG-XII Plan	2,58,090.00	2,58,090.00
UGC XII PLAN NEW WOMEN'S HOSTEL	8,00,000.00	8,00,000.00
DAE BRNS EIA Physics	29,028.00	29,028.00
DST WOS Sreeja VG	26,610.00	26,610.00
KSWDC (Tresa Divya TJ)	10,000.00	10,000.00
KSCSTE Dr. Reshmi R (physics Department)	27,108.00	49,108.00
	<b>33,80,524.47</b>	<b>35,44,766.47</b>

**ANNEXURE: 5****EXCESS SPENT (SCHOLARSHIP)**

Scranton Scholarship	4,78,194.00	4,78,194.00
Trinity Scholarship	1,57,915.00	1,57,915.00
	<b>6,36,109.00</b>	<b>6,36,109.00</b>

**ANNEXURE: 6****CASH BALANCE****College**

Main cash balance	33,446.00	1,55,491.00
Contingencies and Maintenance	1,973.00	2,918.00
Management	4,100.00	4,100.00
	<b>39,519.00</b>	<b>1,62,509.00</b>

**ANNEXURE: 7****BALANCE IN SAVINGS BANK ACCOUNTS****Scheduled Banks****Management:**

State Bank of India A/c No.89633	32,75,834.75	31,88,234.75
State Bank of India A/c No.92737	13,21,837.04	12,40,125.38
State Bank of India A/c No.93413	13,06,269.68	13,768.08
State Bank of India A\C No:33409633016	64,567.25	64,509.85
Bank of India A/c No.856610110001050	2,50,379.00	2,42,859.00
Bank Of India A/C 856610110002009	20,522.00	19,903.00
Bank of India A/c No.856610110001328	14,938.00	14,598.00
Bank of India A/c No.210	2,66,444.68	4,46,003.50
Bank of India A/c No.6445	3,12,712.47	2,43,722.53
Bank Of India A/c No.6451	17,302.29	16,780.29
The Federal Bank Ltd. A/C 12210100186353 (MCA)	40,65,545.26	32,24,250.26
The Federal Bank Ltd 12210100206961	5,06,458.00	7,40,055.00
The Federal Bank Limited A/c No.76448	89,586.06	87,370.06

ss/-



**THE UNION CHRISTIAN COLLEGE, ALWAYS**

	As at 31st March,2021	As at 31st March,2020
	`Rs.	Rs.
The Federal Bank Limited 12210100214916	27,30,678.83	44,76,662.83
South Indian Bank Limited 076	43,46,214.38	4,09,339.96
Kerala Gramin Bank A/c No.2892	10,55,373.00	10,27,352.00
South Indian Bank Limited 0311	1,00,000.00	-
South Indian Bank Limited 0312	1,03,040.00	-
South Indian Bank Limited 232	41,500.01	-
Bank of India A/C 0200	2,97,249.24	-
Indusind Bank	25,02,666.00	-
<b>Total (A)</b>	<b>2,26,89,117.94</b>	<b>1,54,55,534.49</b>

**College:****In Savings Bank Accounts**

Bank of India SB A/C No.6472	18,865.00	41,582.00
Bank of India SB A/c No.6996	18,543.00	17,982.00
Bank Of India A/C No.856610110003110	963.60	934.60
Bank Of India A/c No. 856610110008112	75,583.16	1,76,684.16
Bank Of India A\C No.7237	9,496.00	9,209.00
Bank of India SB A/c No:6448	4,420.00	4,287.00
Bank of India A/c No. 8129	1,69,774.44	1,64,684.44
Bank of India A/c No. 8363	62,522.34	36,626.40
Bank of India SB A/c No; 8161	1,275.75	1,237.75
Bank of India SB A/c No. 856610110008364	62,591.80	1,38,537.54
Bank of India SB A/c No. 856610110008400	72,576.30	2,69,422.30
Bank of India A/c No: 856610110009076	1,26,624.92	55,382.48
Bank of India A/c No: 856610110009605	855.00	27,417.00
Bank of India A/c No: 856610110009043	19,02,017.96	69,45,585.00
Bank of India A/c No: 856610110010377	10,65,691.60	-
State Bank Of India A/c No.0055	1,01,416.00	3,28,137.00
State Bank Of India A/C 57044490944	5,48,868.35	1,18,413.35
Central Bank of India SB A/c No:2501	1,52,542.30	1,47,929.30
Central Bank of India SB A/C No.3968	11,03,143.90	10,71,666.10
<b>Total (B)</b>	<b>54,97,771.42</b>	<b>95,55,717.42</b>

**Grand Total (A)+(B)****2,81,86,889.36      2,50,11,251.91**

**THE UNION CHRISTIAN COLLEGE, ALWAYE**

	As at 31st March,2021	As at 31st March,2020
	`Rs.	Rs.
<b><u>With Others</u></b>		
<u>Kadungalloor Service Co-operative</u> Bank Ltd.,Alwaye-A/c:No 6437	27,483.30	26,554.30
<u>Kadungalloor Service Co-operative</u> Bank Ltd.,Alwaye-A/c No 7336	22,468.70	21,708.70
	<u>49,952.00</u>	<u>48,263.00</u>
<b><u>In Current accounts-College</u></b>		
State Bank of India CA A/c No.57044384073	5,27,411.89	4,68,210.89
State Bank of India CA A/c No.30859758577	32,92,442.25	29,53,543.75
State Bank of India A/c No.38250125353	87,38,427.00	35,74,438.00
	<u>1,25,58,281.14</u>	<u>69,96,192.64</u>

**ANNEXURE: 8****BALANCE IN FIXED DEPOSIT ACCOUNTS****Scheduled Banks**

State Bank of India	4,71,986.00	4,71,486.00
The Federal Bank Limited	1,56,499.00	1,55,113.00
Bank of India	90,58,787.22	86,20,337.22
North Malabar Gramin Bank	25,21,983.00	23,41,651.00
Syndicate Bank	2,39,396.42	2,24,447.82
HDFC Bank Limited	24,29,238.30	22,04,353.30
South Indian Bank Limited	75,00,000.00	75,00,000.00
	<u>2,23,77,889.94</u>	<u>2,15,17,388.34</u>

**With Others**

HDFC Limited	36,02,755.47	36,02,755.47
6 year National Savings Certificate	5,000.00	5,000.00
	<u>36,07,755.47</u>	<u>36,07,755.47</u>

**ANNEXURE: 9****CAPITAL ADVANCES**

Self Financing Course building	1,00,000.00	1,00,000.00
Library Building	13,25,758.00	13,25,758.00
Capital Advance (International Guest House)	1,33,856.00	-
Capital Advance (MB Block)	9,000.00	-
Aadikara Interiors Pvt Ltd	-	3,90,417.00
Bindhu M (Womens Hostel)	59,500.00	79,500.00
Completion Certificate (MCA Block)	-	20,000.00
Eldo Varghese (C.T.Benjamin Hostel)	1,30,800.00	1,30,800.00
	<u>17,58,914.00</u>	<u>20,46,475.00</u>

**THE UNION CHRISTIAN COLLEGE, ALWAYE**

	As at 31st March,2021	As at 31st March,2020
	Rs.	Rs.
<b>ANNEXURE: 10</b>		
<b>ADVANCES TO DEPARTMENT/STAFF</b>		
<b>A) DEPARTMENTS</b>		
David Saj Mathew (Botany)	-	47,448.00
DR.A.V Alex	10,500.00	10,500.00
Bindu M (Dept Of Phy.Edn)	15,000.00	15,000.00
Syna Susan Abraham (Dept. Psych)	25,000.00	25,000.00
Tresa Divya Tj (Hist)	26,225.12	26,225.12
Joshi Paul	12,258.00	-
Manju M George ( Dept of Botany)	63,000.00	63,000.00
Manju M George ( Dept of Botany)	30,000.00	30,000.00
K.S. Narayanan	5,000.00	5,000.00
Rosamma	360.00	360.00
Dr. Ancy Eapen	2,300.00	2,300.00
Sebastian Joseph	49,500.00	49,500.00
Anila E I	9,660.00	9,660.00
THARA SIMON ADV/RF	6,000.00	6,000.00
Kurian C Soman	15,000.00	15,000.00
Anil Kumar (Dept of Botany)	28,000.00	28,000.00
Nino Baby	66,000.00	66,000.00
Jenee Peter (History Dept.) Adv/Rf	1,000.00	1,000.00
Divya P B ( MCA Dept.)	40,572.00	10,301.00
Elizabeth V Dept of Zoology (Adv/RF)	-	50,000.00
Madhu ( Dept of Physics) Adv/Rf	1,000.00	1,000.00
Cijin K Paul ( Computer Science)	-	65,000.00
BINDU M ( SPORTS HOSTEL) ADV/RF	52,000.00	-
<b>TOTAL (A)</b>	<b>4,58,375.12</b>	<b>5,26,294.12</b>

**B) STAFFS****Non Teaching Staffs**

Varghese Paul (ICIT)	36,645.00	61,645.00
Ajitha K.V	10,500.00	20,500.00
Anitha G (L.G.S)	14,000.00	9,000.00
Kumari K.A	5,000.00	5,500.00
Kumar	10,500.00	12,000.00
Sathi T	10,500.00	3,000.00
Lalitha	6,000.00	3,000.00
Paul P K	9,500.00	2,000.00
Biju Cherian ( Works Dept)_Adv/ RF	-	1,000.00
Ambika Mohanan (MBA Sweeper)	-	2,000.00
Mani M C ADV/RF	10,500.00	13,500.00
<sup>SS</sup> /Ravikumar Watchman Adv/RF	16,000.00	27,000.00

THE UNION CHRISTIAN COLLEGE, ALWAYS

	As at	As at
	31st March,2021	31st March,2020
	Rs.	Rs.
Satheesh Chandran S R (MCA) ADV/RF	-	1,000.00
Kala (Gardener)	26,550.00	4,000.00
Karthikeyan Security Adv	-	5,000.00
Main Warden Skinner Hostel Mess Adv/Rf	30,000.00	-
MATHEW T.J	3,926.80	3,926.80
Mohanan (Labourer)	5,500.00	10,000.00
Pradeep ( Carpenter)	4,500.00	3,000.00
RATHY	6,000.00	5,000.00
RITA C.V (LIB. AST.) ADV/RF	9,000.00	8,000.00
Sunil Kumar T	1,320.00	1,320.00
Neenu Johnson ( Mba Librarian ) Adv/Rf	2,000.00	14,000.00
RIYAMOL K C	-	9,000.00
Chandran K P Adv/RF( Works Dept)	8,000.00	6,000.00
Divya M D Adv/Ref	15,000.00	22,000.00
GOPALAN ( Carpenter)	52,000.00	5,000.00
Pradeep (Canteen)	71,000.00	40,000.00
Renju Chandran	15,000.00	10,000.00
P M Raju , Head Accountant ( Adv/Rf)	45,000.00	-
Asha K A(Mess staff)	9,000.00	-
Bindu Alex(Mess staff)	12,000.00	-
Mani(Mess staff)	2,000.00	-
Salini(Mess staff)	12,000.00	-
Shyla ( Mess Staff)	12,000.00	-
Vijayamma ( Mess Staff)	9,000.00	-
Surendran ( Chacko Hostel Cook)	63,000.00	-
Usha Devi	2,000.00	-
	<b>5,44,941.80</b>	<b>3,07,391.80</b>
<b><u>Guest Lecturer</u></b>		
Ancella Roy (Dept. of Psychology)	16,000.00	16,000.00
Dhanya Chandran( History)	32,500.00	32,500.00
Divya Divakaran	15,000.00	15,000.00
Dr. Anju Lakhumna	50,000.00	50,000.00
Jini Jimmy ( Zoology)	25,000.00	25,000.00
Lavesh P A ( Malayalam)	10,000.00	10,000.00
Parvathy G Menon ( Maths)	-	30,000.00
Salini Vijay Adv/Rf(Malayalam)	-	35,000.00
Sangeetha M S Dep History	37,500.00	37,500.00
Sajna Kareem (History)	32,500.00	32,500.00
Dr.Niladevi K N (Zoology)	95,000.00	1,40,000.00
Jisna Varghese(Chemistry)	5,000.00	5,000.00
Merin P Johnny	40,000.00	85,000.00
ss/- Alphy Babu K (Maths)	-	30,000.00

THE UNION CHRISTIAN COLLEGE, ALWAYS

	As at	As at
	31st March,2021	31st March,2020
	Rs.	Rs.
Sreedevi C S ( Botany)	15,000.00	15,000.00
Nimisha Kaladharan	25,000.00	25,000.00
Rafiy Muhammed (Botany Dept.)	60,000.00	60,000.00
Resmi KR ( Dept. Chemistry)	55,000.00	55,000.00
Sreedevi N.M	15,000.00	15,000.00
Thasni Navas Dept Of Economics Guest	-	30,000.00
Fadeela C.U Department Of Chemistry	8,000.00	8,000.00
Hima J Menon (History)	6,000.00	6,000.00
Isha S R	1,000.00	1,000.00
Issac Paul	5,000.00	5,000.00
Jis Mary Jose	36,000.00	36,000.00
Jismy Varghese(Maths)	7,920.00	7,920.00
Neethumol Varghese Dept Of Chemistry	20,000.00	20,000.00
Reshmi P (Psychology)	4,000.00	4,000.00
Ancy Varghese (Dept of Maths)	-	30,000.00
Lakshmipriya S (Dept of Malayalam)	-	30,000.00
Meenu Thangachan (Dept of English)	40,000.00	40,000.00
Jovitha Lincy V J, Dept of Zoology(Adv/Rf)	-	40,000.00
Neethu T Vijayan Dept Of. Botany	35,000.00	35,000.00
Reshma Nair, Dept Of Zoology( Adv/Rf)	-	25,000.00
Sreeram P K, Dept Of Botany	25,000.00	25,000.00
Subin Balachandran, Dept Of Zoology, Adv/Rf	-	20,000.00
Amrutha Ravi (Dept. of History)	-	40,000.00
Dr. Priya M P , Dept. of Botany	15,000.00	15,000.00
Dr.Sony Devassy Adv/RF ( Dept of Zoology	40,000.00	40,000.00
Geethu T Mohan (Dept. of English)	-	25,000.00
Jyothi V, Adv/RF( Dept of Zoology)	-	40,000.00
Liniya Berlin ( Dept. of Zoology)	-	10,000.00
Sreelakshmi V U (Guest Lecture Dept. of Maths)	-	30,000.00
Ajna M A Dept. of Malayalam	-	30,000.00
DHANYA G Adv/Rf( Dept of Economics)	-	15,000.00
Neenu Thomas (Dept. of History)	-	40,000.00
Sruthy Shaji ( Guest Lecturer Dept. of Maths)	20,000.00	20,000.00
Dr.SHELA MARY VARGHESE ( DEPT OF HISTORY) ADV/RF	15,000.00	-
Dr.Reshmi G R ( Dept of Botany ) Adv/Rf	10,000.00	-
MARIA MATHEWS ( DEPT OF ENGLISH) ADV/RF	15,000.00	-
Ann Pearl Saju , Physical Education ( Adv/Rf)	10,000.00	-
ATHIRA P KUMAR ( DEPT OF HISTORY)ADV/RF	15,000.00	-
Dileep C N , Physical Education ( Adv/Rf)	15,000.00	-
REENU S JOHN ( DEPT OF ENGLISH) ADV/RF	15,000.00	-
Rincy Josephine K J ( Dept of Maths), Adv/Rf	15,000.00	-
Saneesh Kumar V G ( Dept of Maths), Adv/Rf	15,000.00	-
	<b>9,16,420.00</b>	<b>13,81,420.00</b>

THE UNION CHRISTIAN COLLEGE, ALWAYS

	As at 31st March,2021 Rs.	As at 31st March,2020 Rs.
<b><u>Project Advance</u></b>		
Reshmi R (Physics)	1,680.00	1,680.00
Rima Joseph ( Mess In Charge Ladies Hostel)	1,09,662.00	40,000.00
Chacko Hostel Main Warden	-	30,000.00
Sunil Abraham Thomas(Economics) Adv/Rf	2,22,000.00	2,82,000.00
	<u>3,33,342.00</u>	<u>3,53,680.00</u>
<b>TOTAL (B)</b>	<b>17,94,703.80</b>	<b>20,42,491.80</b>
<b>TOTAL (A) + (B)</b>	<b>22,53,078.92</b>	<b>25,68,785.92</b>
<b><u>ANNEXURE: 11</u></b>		
<b><u>DEPOSITS:</u></b>		
Deposit with K.S.E.B	2,03,517.15	2,03,517.15
Additional Deposit with KSEB	1,39,660.00	1,39,660.00
Telephone deposit	3,945.00	3,945.00
Deposit with AICTE	53,500.00	53,500.00
L.P.Gas deposit	12,00,000.00	12,00,000.00
Deposit with water authority	3,000.00	3,000.00
	<u>16,03,622.15</u>	<u>16,03,622.15</u>
<b><u>ANNEXURE: 12</u></b>		
<b><u>TUTION FEE REFUNDABLE</u></b>		
Jobin O Sebastian	20,000.00	20,000.00
Neenu Ravikumar	13,000.00	13,000.00
Nitheesh Devaraj	85,140.00	85,140.00
Rahul P U	9,500.00	9,500.00
Keerthi Prasad	9,500.00	9,500.00
Rohith N V	11,250.00	11,250.00
Buttiya M S	15,000.00	15,000.00
Shintu Nayarsey	35,000.00	35,000.00
Genny PS	35,000.00	35,000.00
Rohith N V	11,250.00	-
Vivek S Kumar	22,500.00	-
Meera P M	22,500.00	-
	<u>2,89,640.00</u>	<u>2,33,390.00</u>
<b><u>ANNEXURE: 13</u></b>		
<b><u>INCOME TAX DEDUCTED AT SOURCE:</u></b>		
College	90,835.16	90,341.52
Management	4,11,978.98	4,38,609.20
	<u>5,02,814.14</u>	<u>5,28,950.72</u>

**THE UNION CHRISTIAN COLLEGE, ALWAYE**

	As at 31st March,2021	As at 31st March,2020
	`Rs.	Rs.
<b><u>ANNEXURE: 14</u></b>		
<b><u>AMOUNT PAYABLE TO TEACHING AND NON TEACHING STAFF</u></b>		
<b><u>Teaching &amp; Non-Teaching Staff Salary Payable</u></b>		
Sreenivasan	1,200.00	1,200.00
Manju M George	600.00	600.00
Racheal Reena Philip	1,601.00	1,601.00
Rajani Jacob	500.00	500.00
Anil Kumar	1,000.00	1,000.00
Anila E I	1,000.00	1,000.00
	<b>5,901.00</b>	<b>5,901.00</b>

**ANNEXURE: 15**  
**FEES ADVANCE**

BT&SP Fee Advance	20,000.00	20,000.00
MBA Tutition Fees Advance	1,42,000.00	2,69,000.00
MCA Tutition Fee Advance	1,07,994.00	40,000.00
B.Com Tutition fee pending refund	3,500.00	3,500.00
M.Sc Biotechnology Tutition Fee Advance	50,000.00	50,000.00
	<b>3,23,494.00</b>	<b>3,82,500.00</b>

**ANNEXURE: 16**  
**RETENTION MONEY FROM CONTRACTORS**

Sion Builders	1,96,735.00	1,96,735.00
Tech Mate Fire Safety & Security	1,72,448.00	1,72,448.00
M V Jose	1,28,936.00	1,53,023.00
	<b>4,98,119.00</b>	<b>5,22,206.00</b>

**GROUPINGS TO ACCOUNTS FOR THE YEAR ENDED 31.03.2021****GROUPINGS TO INCOME & EXPENDITURE ACCOUNT****ANNEXURE: 17****COLLECTION FROM HOSTELS :****Women's Hostel:**

	<u>For the year ended 31.03.2021</u>	<u>For the year ended 31.03.2020</u>
Room rent	1,56,880.00	5,25,060.00
Establishment fee	5,59,700.00	18,69,885.00
Fine for late payment of hostel fees	2,698.00	11,634.00
Application fee for Hostel admission	2,820.00	4,860.00
Computer fee	-	1,300.00

**Sports Hostel:**

Application fee for Hostel admission	30.00	210.00
Committee fees	90.00	630.00

**Chacko Hostel (Men's Hostel)**

Room rent	20,640.00	91,160.00
Establishment fee	38,040.00	1,69,290.00
Application fee for hostel admission	600.00	870.00
Committee fees	1,530.00	5,940.00
	<u>7,83,028.00</u>	<u>26,80,839.00</u>

**ANNEXURE: 18****RENT RECEIVED FROM LET OUT BUILDINGS:**

	<u>For the year ended 31.03.2021</u>	<u>For the year ended 31.03.2020</u>
Staff Quarters	6,45,300.00	6,37,450.00
Post Office	25,850.00	22,000.00
Credit Co-operative Society	5,760.00	5,760.00
South Indian Bank Limited	60,000.00	55,000.00
Reprographic Centre	4,000.00	8,000.00
Hostel	26,200.00	-
	<u>7,67,110.00</u>	<u>7,28,210.00</u>

**ANNEXURE: 19****ELECTRICITY AND WATER****CHARGES COLLECTED:**

	<u>For the year ended 31.03.2021</u>	<u>For the year ended 31.03.2020</u>
From Staff quarters	-	11,500.00
Electricity Charges Canteen	-	48,000.00
NCC Camp	-	5,000.00
Reprographic Centre	4,320.00	1,200.00
	<u>4,320.00</u>	<u>65,700.00</u>



**GROUPINGS TO ACCOUNTS FOR THE YEAR ENDED 31.03.2021****GROUPINGS TO INCOME & EXPENDITURE ACCOUNT****ANNEXURE: 20****MISCELLANEOUS INCOME:**

	<b>For the year ended 31.03.2021</b>	<b>For the year ended 31.03.2020</b>
Sale of application form	4,33,960.00	5,16,055.00
Sale of article	85,314.00	95,478.00
Tender Fee Income	4,000.00	4,500.00
Rent from V.M.A Hall	-	18,060.00
Rent from T.B.Ninan Hall	-	6,000.00
Rent From Mithrapuram	-	1,000.00
Rent from generator	-	6,800.00
Transcript	1,500.00	3,500.00
Furniture Breakage collected	79,200.00	2,71,530.00
Farming (Net)	5,34,000.00	48,690.00
Sundry income	19,836.00	1,98,098.00
Overhead Charges Received	2,89,652.00	53,678.00
Library Fine	7,208.00	5,752.00
Film Shooting (Income)	5,18,474.00	11,05,000.00
Fellowship	44,200.00	18,200.00
Interest on KSEB Deposit	26,799.00	23,907.00
Student Verification Fees	700.00	1,800.00
Library due	-	7,382.00
Offer Troy	-	6,287.00
C V Camp	-	16,558.00
University Fee	13,780.00	4,094.10
Flood Relief	-	39,503.00
National Assessment and Accreditation Council	-	57,147.00
Cricket Association	33,800.00	-
Manager's Discretionary Fund	49,500.00	-
Convenience Fee	11,899.58	-
MHRD National Seminar Admission Fee	50,927.00	-
	<u>22,04,749.58</u>	<u>25,09,019.10</u>

**GROUPINGS TO ACCOUNTS FOR THE YEAR ENDED 31.03.2021****GROUPINGS TO INCOME & EXPENDITURE ACCOUNT****ANNEXURE: 21****INTEREST RECEIVED ON FIXED DEPOSITS:-**

	<u>For the year ended</u> <u>31.03.2021</u>	<u>For the year ended</u> <u>31.03.2020</u>
From HDFC Ltd	2,40,519.40	3,60,043.40
From Others	9,58,382.60	5,21,111.85
	<u>11,98,902.00</u>	<u>8,81,155.25</u>

**ANNEXURE: 22****DONATIONS RECEIVED:**

	<u>For the year ended</u> <u>31.03.2021</u>	<u>For the year ended</u> <u>31.03.2020</u>
Donation from well wishers	20,000.00	64,000.00
Donation related to Centenary Celebration	22,000.00	
	<u>42,000.00</u>	<u>64,000.00</u>

**ANNEXURE: 23****SALARY, E.P.F. AND ALLOWANCES:****Salary and Allowances:**

	<u>For the year ended</u> <u>31.03.2021</u>	<u>For the year ended</u> <u>31.03.2020</u>
Manager's allowance	1,20,000.00	1,20,000.00
Management staff salary	21,67,885.00	20,18,866.00
Hostel staff Salary	20,18,985.00	17,93,180.00
Salary to Guest Faculty (Aided)	84,407.00	7,850.00
EPF-Management Staff	2,37,274.00	51,024.00
EPF-Hostel Staff	1,66,157.00	1,64,024.00
EPF-Watching and cleaning	2,07,116.00	2,38,919.00
ESI-Watching and cleaning	37,023.57	17,692.00
ESI Contribution Management staff	1,43,359.86	1,62,258.00
ESI-Hostel Staff	31,160.29	14,201.00
Salary Paid to Attendance Entering Staff	85,000.00	96,000.00
Salary to Library Staff	3,45,000.00	2,70,226.00
Salary to PRO	88,709.00	-
	<u>57,32,076.72</u>	<u>49,54,240.00</u>

**GROUPINGS TO ACCOUNTS FOR THE YEAR ENDED 31.03.2021****GROUPINGS TO INCOME & EXPENDITURE ACCOUNT**

<b><u>ANNEXURE: 24</u></b>	<b>For the year ended</b>	<b>For the year ended</b>
<b><u>REPAIRS AND UPKEEP</u></b>	<b>31.03.2021</b>	<b>31.03.2020</b>
<b><u>OF COLLEGE ASSETS :</u></b>		
College Building & other repairs	13,99,345.00	11,90,058.00
Mahaganitham Repairs	1,66,286.00	-
N R Block	-	97,940.00
Chapel Repairs	9,78,175.00	-
Hostel Building repairs	1,62,207.00	11,69,149.00
Staff Quarters repairs	21,201.00	1,74,380.00
Water System repairs	81,288.00	34,117.00
Electric System repairs	1,21,609.00	2,23,786.00
Computer Maintenance Charges	3,82,991.00	1,03,479.00
Library Development Expenses	90,502.00	93,474.00
CAMPUS CCTV	350.00	1,06,035.00
Principal's Quarters Repairs	-	390.00
	<b>34,03,954.00</b>	<b>31,92,808.00</b>
<b><u>ANNEXURE: 25</u></b>	<b>For the year ended</b>	<b>For the year ended</b>
<b><u>PRINTING AND STATIONERY (NET)</u></b>	<b>31.03.2021</b>	<b>31.03.2020</b>
Office	1,53,942.00	1,64,486.00
Ormakoottu book printing charges collected	(500.00)	(1,500.00)
	<b>1,53,442.00</b>	<b>1,62,986.00</b>
<b><u>ANNEXURE: 26</u></b>	<b>For the year ended</b>	<b>For the year ended</b>
<b><u>HOSTEL AND MESS ESTABLISHMENT</u></b>	<b>31.03.2021</b>	<b>31.03.2020</b>
<b><u>EXPENSES:</u></b>		
Women's hostel establishment expenses	2,10,431.00	1,75,133.00
Chacko hostel establishment expenses	1,66,106.00	1,99,697.00
	<b>3,76,537.00</b>	<b>3,74,830.00</b>

**GROUPINGS TO ACCOUNTS FOR THE YEAR ENDED 31.03.2021****GROUPINGS TO INCOME & EXPENDITURE ACCOUNT****ANNEXURE: 27****MISCELLANEOUS EXPENSES:**

	<b>For the year ended 31.03.2021</b>	<b>For the year ended 31.03.2020</b>
Campus Beautification expenses	2,36,951.00	2,09,843.00
Election expenses	-	30,081.00
Staff Welfare Expenses	21,500.00	68,000.00
Old Students Association Expenses( Net)	24,988.00	44,687.00
Founder's Day	-	55,681.00
Cricket Association	-	1,210.00
Manager's Discretionary Fund	-	4,779.00
Hostel Committee fee paid	13,290.00	5,580.00
Internet charges	94,835.00	14,131.00
Self Financing Sports expenses	47,062.00	92,466.00
New Courses Expenses	31,500.00	17,025.00
Principal Selection Expenses	86,333.00	-
Inspection Fee	16,050.00	8,150.00
IQAC Income\ Expense	66,625.00	38,784.00
Standing Council Expenses	47,519.00	78,336.00
Governing body and council expenses	8,721.00	37,089.00
Sundry Expenses	3,43,931.00	3,72,386.44
Botanical Garden	-	12,263.00
Contribution to Student Christian Fellowship	-	27,200.00
Placement Cell expenses	1,17,596.00	35,279.00
VBS Expense	-	5,000.00
University Exam Expense	8,428.00	12,500.00
Marginal Increase Fee	56,700.00	42,000.00
Day care Center Expense (Net)	2,20,800.00	1,92,590.00
Mess Utensils	-	28,830.00
UCCAANA INC/EXP	6,645.00	7,444.00
Guest expenses	4,773.00	55,639.00
Auditing Objection	12,192.00	-
Financial aid	-	3,000.00
Mahatma Gandhi 150th Birthday Celebration	-	1,625.00
Religious Expense	-	6,000.00
Endowment Income/ Expense	1,58,405.00	2,01,756.00
Academic Auditing	-	800.00
Advisory Board	-	11,000.00
Canteen Uniform	-	10,730.00
FCRA Expense	-	1,32,835.00
RUSA Expense	-	31,073.00
College Union (For Arts festival) Expenses	-	25,000.00
Physical Education Expenses	3,000.00	49,779.00
KCC Subscription	-	12,000.00
Manager Nomination Expenses	-	22,676.00

**GROUPINGS TO ACCOUNTS FOR THE YEAR ENDED 31.03.2021****GROUPINGS TO INCOME & EXPENDITURE ACCOUNT**

Manager Expenses (Telephone Charges)	6,149.00	5,879.00
Retreat Expense	-	9,254.00
Excess TDS paid	-	1,956.00
Solar inauguration expenses	-	20,623.00
ICU Japan Expenses	-	99,884.00
Self Financing Block Shifting	-	31,727.00
OLD STUDENTS&WELLWISHERS CONTRIBUTION	29,249.99	-
ERP ( Payment Gateway Integration)	88,500.00	-
Higher Education	16,166.00	-
MCA Rain water Harvest	17,833.00	-
Lease network	1,18,383.00	-
Website Expenses	1,52,107.00	-
	<u>20,56,231.99</u>	<u>21,74,570.44</u>