

Dated: 29 DEC 2020

The Members,  
Union Christian College,  
**ALWAYE – 683 102.**

**INDEPENDENT AUDITOR'S REPORT****Opinion:**

We have audited the accompanying financial statements of **THE UNION CHRISTIAN COLLEGE, ALWAYE**, which comprise the Balance sheet as at March 31, 2020, Income and Expenditure Account for the year then ended, and notes to the financial statements, including a summary of significant accounting policies and other explanatory information contained in notes to accounts.

In our opinion and to the best of our information and according to the explanations given to us, and subject to Notes attached to and forming part of the accounts, the said accounts, read together with the accounting policies and other notes attached thereto, give a true and fair view in conformity with the Accounting Principles generally accepted in India:

- a) In the case of the Balance Sheet, of the state of affairs of the Trust as at 31<sup>st</sup> March, 2020,
- b) In the case of Income and Expenditure Account of the college, of the excess of Expenditure over Income for the year ended on that date, and
- c) In the case of the Income and Expenditure Account of the Platinum Jubilee Committee, of the excess of Income over Expenditure for the year ended on that date.

**Basis for Opinion:**

We conducted our audit in accordance with Standards on Auditing (SAs). Our responsibilities under those Standards are further described in the Auditor's Responsibilities for the Audit of the Financial Statements section of our report. We are independent of the entity in accordance with the ethical requirements that are relevant to our audit of the financial statements, and we have fulfilled our other responsibilities in accordance with these requirements.

We believe that the audit evidence we have obtained is sufficient and appropriate to provide a basis for our opinion.



***Emphasis of Matter:***

- (i) We draw attention to Note No. 16 of the financial statements, regarding the impact of COVID-19 pandemic on the operations and financial position of the Trust. As stated therein, in view of continuing uncertainties, the extent of impact of the pandemic on the Trust's operations and financial position would depend on several factors including the steps taken by the Governments and the Trust to mitigate the same.
- (ii) As a result of the Covid-19 pandemic restrictions imposed in the locality, we have conducted our audit remotely from our office relying on the data available in the software and verification of documents provided to us by the management.

Our opinion is not modified in respect of the above matters.

***Responsibilities of Management and Those Charged with Governance for the Financial Statements:***

Management is responsible for the preparation of these financial statements that give a true and fair view of the financial position and financial performance in accordance with the accounting principles generally accepted in India and for such, internal control as management determines is necessary to enable the preparation of financial statements that are free from material misstatement, whether due to fraud or error.

In preparing the financial statements, management is responsible for assessing the entity's ability to continue as a going concern, disclosing, as applicable, matters related to going concern and using the going concern basis of accounting unless management either intends to liquidate the entity or to cease operations, or has no realistic alternative but to do so.

Those charged with governance are responsible for overseeing the entity's financial reporting process.

***Auditor's Responsibilities for the Audit of the Financial Statements:***

Our objectives are to obtain reasonable assurance about whether the financial statements as a whole are free from material misstatement, whether due to fraud or error, and to issue an auditor's report that includes our opinion. Reasonable assurance is a high level of assurance, but is not a guarantee that an audit conducted in accordance with SAs will always detect a material misstatement when it exists. Misstatements can arise from fraud or error and are considered material if, individually or in the aggregate, they could reasonably be expected to influence the economic decisions of users taken on the basis of these financial statements.

As part of an audit in accordance with SAs, we exercise professional judgment and maintain professional skepticism throughout the audit. We also:





12/29/2020 • Identify and assess the risks of material misstatement of the financial statements, whether due to fraud or error, design and perform audit procedures responsive to those risks, and obtain audit evidence that is sufficient and appropriate to provide a basis for our opinion. The risk of not detecting a material misstatement resulting from fraud is higher than for one resulting from error, as fraud may involve collusion, forgery, intentional omissions, misrepresentations, or the override of internal control.

- Obtain an understanding of internal control relevant to the audit in order to design audit procedures that are appropriate in the circumstances, but not for the purpose of expressing an opinion on the effectiveness of the entity's internal control.
- Evaluate the appropriateness of accounting policies used and the reasonableness of accounting estimates and related disclosures made by management.
- Conclude on the appropriateness of management's use of the going concern basis of accounting and, based on the audit evidence obtained, whether a material uncertainty exists related to events or conditions that may cast significant doubt on the entity's ability to continue as a going concern. If we conclude that a material uncertainty exists, we are required to draw attention in our auditor's report to the related disclosures in the financial statements or, if such disclosures are inadequate, to modify our opinion. Our conclusions are based on the audit evidence obtained up to the date of our auditor's report. However, future events or conditions may cause the entity to cease to continue as a going concern.

We believe that the audit evidence obtained by us is sufficient and appropriate to provide a basis for our audit opinion on the consolidated financial statements.

We communicate with those charged with governance regarding, among other matters, the planned scope and timing of the audit and significant audit findings, including any significant deficiencies in internal control that we identify during our audit.

*For Varma & Varma*  
(Firm No.004532S)

Signed



Name

P.HARIKRISHNANUNNY FCA  
M.No.213541  
UDIN: 20213541AAAANKZ4564


Address

Partner  
M/s.Varma & Varma  
Chartered Accountants  
Marath Lane, M.G.Road,  
Thrissur-680 001.

JDIN - 4564

29/12

**THE UNION CHRISTIAN COLLEGE, ALWAYS****BALANCE SHEET AS AT 31ST MARCH, 2020**

	As per Schedule	As at 31.03.2020	As at 31.03.2019
<b>I LIABILITIES</b>			
<b>1 Reserves and surplus:</b>			
a. Capital Fund	1	16,23,03,892.82	14,91,65,895.10
b. Capital Reserve	2	82,48,705.71	77,35,155.71
c. Gratuity Reserve (Management)		20,00,000.00	20,00,000.00
		<b>17,25,52,598.53</b>	<b>15,89,01,050.81</b>
2 Endowment Funds	3	1,31,95,358.60	1,29,94,074.60
3 Current Liabilities	4	3,14,87,479.26	2,26,89,101.82
Total		<b>21,72,35,436.39</b>	<b>19,45,84,227.23</b>
<b>II ASSETS</b>			
1 Fixed Assets	5	8,36,90,013.26	8,55,13,067.89
2 Capital Work-in-Progress	6	5,83,60,499.00	5,01,87,576.00
		<b>14,20,50,512.26</b>	<b>13,57,00,643.89</b>
3 Investments	7	8,57,543.83	8,57,543.83
4 Current Assets, Loans & Advances:	8		
a. Cash on Hand		1,62,509.00	71,463.00
b. Cash with Banks		5,71,80,851.36	3,67,65,635.03
c. Balance with Government-Treasury		50,94,700.28	45,72,276.28
d. Loans and Advances		1,18,89,319.66	1,66,16,665.20
		<b>7,43,27,380.30</b>	<b>5,80,26,039.51</b>
Total		<b>21,72,35,436.39</b>	<b>19,45,84,227.23</b>
Significant Accounting Policies and Notes to Accounts	9		
<b>DIRECTORS</b> 			
<i>As per our separate report of even date attached</i>			

For VARMA & VARMA  
(Firm No. 004532S)

29 DEC 2020

(CA. P. HARIKRISHNANUNNI B.com, FCA)  
M. No: 213541  
PARTNER  
CHARTERED ACCOUNTANTS



**THE UNION CHRISTIAN COLLEGE,ALWAYE.**

**COLLEGE INCOME AND EXPENDITURE ACCOUNT FOR THE YEAR ENDED 31ST MARCH, 2020**

EXPENDITURE	As per Sch.	For the year ended 31.03.2020	For the year ended 31.03.2019	INCOME	As per Sch.	For the year ended 31.03.2020	For the year ended 31.03.2019
To Electricity Charges		10,73,559.51	11,03,397.20	By Interest received		3,70,122.00	1,73,532.65
" Telephone Charges		47,210.00	38,331.00	" Other Income		17,221.00	82,287.00
" Printing and stationery		46,890.00	41,505.00	" Excess of Income over Expenditure transferred from Management Income & Expenditure account		40,56,575.25	46,54,690.61
" Travelling Expenses		11,525.00	8,900.00	" Excess of expenditure over income transferred to Capital Fund		5,07,450.28	4,33,540.44
" Postage		9,121.00	11,666.00				
" Bank Charges & Commission		1,825.31	2,337.76				
" Scholarship Paid		24,220.00	87,810.00				
" Interest Paid on refund of Grant		31,666.00	8,689.00				
" Depreciation written off on own assets		3,12,724.00	2,03,146.55				
" Depreciation written off on assets acquired under direct payment system		33,92,627.71	38,38,268.19				
<b>Total</b>		<b>49,51,368.53</b>	<b>53,44,050.70</b>			<b>49,51,368.53</b>	<b>53,44,050.70</b>

DIRECTORS:

For VARMA & VARMA  
(Firm No. 004532S)

As per our separate report of even date attached

(CA. P. HARIKRISHNANUNNY B.com, FCA)  
M. No: 213541  
PARTNER  
CHARTERED ACCOUNTANTS

29 DEC 2020

THE UNION CHRISTIAN COLLEGE, ALWAYS.

MANAGEMENT INCOME AND EXPENDITURE ACCOUNT FOR THE YEAR ENDED 31ST MARCH,2020

EXPENDITURE	As per Sch.	Figures for the year ended 31.03.2020 (Rs.)	Figures for the year ended 31.03.2019 (Rs.)	INCOME	As per Sch.	Figures for the year ended 31.03.2020 (Rs.)	Figures for the year ended 31.03.2019 (Rs.)
To Salaries and allowances		49,54,240.00	50,91,056.98	By Fee from Research scholars		75,050.00	1,66,100.00
" Printing and stationery		1,62,986.00	1,38,870.00	" Dividend received from Unit Trust of India		39,361.24	35,782.94
" Postage and Telephone		31,380.00	26,111.00	" Interest received on Fixed Deposits		8,81,155.25	19,06,992.03
" Hostel and mess establishment expenses		3,74,830.00	2,08,232.00	" Interest received on savings bank deposits		5,81,559.00	5,58,141.08
" Repairs and upkeep of college assets		31,92,808.00	27,73,973.00	" Collection from hostels		26,80,839.00	28,78,037.00
" Electricity charges		16,10,339.27	16,75,461.80	" Rent received from let out buildings		7,28,210.00	7,13,880.00
" Travelling expenses		2,67,195.00	3,46,452.00	" Electricity and water charges collected		65,700.00	89,970.00
" Advertisement charges		46,981.00	4,627.00	" Miscellaneous income		25,09,019.10	15,36,653.10
" Property tax		1,84,780.00	1,53,123.00	" Donations received		64,000.00	13,330.00
" P.G. Nair Endowment Expenses (Net)		3,23,265.00	2,31,887.00	" Income from Nithya Chaithanya Yathi Programs		-	7,380.00
" Bank charges		1,30,991.71	21,255.32	" Income of SC/ST/OEC, Lakshadweep and Sports students (Net)		12,72,238.00	-
" Centre for Study of Religion and Society Expenses		1,38,089.00	2,47,876.00	" Interest received on Income Tax Refund		29,666.00	-
" Expenses of SC/ST/OEC, Lakshadweep and Sports students (Net)		-	2,58,300.00				
<b>Total C/f</b>		<b>1,14,17,884.98</b>	<b>1,11,77,225.10</b>			<b>89,26,797.59</b>	<b>79,06,266.15</b>

Continued .....



29 DEC 2020


**For VARMA & VARMA**  
 (Firm No. 004532S)  
  
 (CA. P. HARIKRISHNANUNNY B.com, FCA)  
 M No: 213541  
 PARTNER  
 CHARTERED ACCOUNTANTS



**THE UNION CHRISTIAN COLLEGE,ALWAYE.**

**MANAGEMENT INCOME AND EXPENDITURE ACCOUNT FOR THE YEAR ENDED 31ST MARCH,2020**

EXPENDITURE	As per Sch.	Figures for the year ended 31.03.2020 (Rs.)	Figures for the year ended 31.03.2019 (Rs.)	INCOME	As per Sch.	Figures for the year ended 31.03.2020 (Rs.)	Figures for the year ended 31.03.2019 (Rs.)
Total B/f		1,14,17,884.98	1,11,77,225.10	Total B/f		89,26,797.59	79,06,266.15
" <b>Auditors Fee:-</b>							
For audit							
College & Management		1,50,000.00	1,50,000.00				
Platinum Jubilee		10,000.00	5,000.00				
For Certification work		19,000.00	46,000.00				
For Management Services		30,000.00	40,000.00				
For Other Matters		45,000.00	58,500.00				
For Travelling and out of pocket expenses		2,600.00	15,719.00				
Gst on the above		46,188.00	56,738.00				
" Professional and Legal charges		5,43,000.00	2,83,020.00				
" Expenditure of Self Financing Courses	11	2,27,75,207.00	2,03,56,372.22	" Income from Self Financing courses	10	4,12,35,718.00	3,91,16,746.00
" Telephone charges		16,918.00	16,800.00	" PHD Course Income (Net)		4,000.00	13,000.00
" Miscellaneous expenses		21,74,570.44	17,50,070.00				
" Depreciation written off		52,02,913.92	56,32,588.22				
" Advances no more recoverable written off		4,10,213.00	-				
" Income Tax Paid		1,67,090.00					
" Watch and Ward and Cleaning charges		30,99,355.00	27,93,289.00				
" Excess of Income Over Expenditure transferred to College Income and Expenditure account		40,56,575.25	46,54,690.61				
<b>Total</b>		<b>5,01,66,515.59</b>	<b>4,70,36,012.15</b>	<b>Total</b>		<b>5,01,66,515.59</b>	<b>4,70,36,012.15</b>



For VARMA & VARMA  
(Firm No. 004532S)



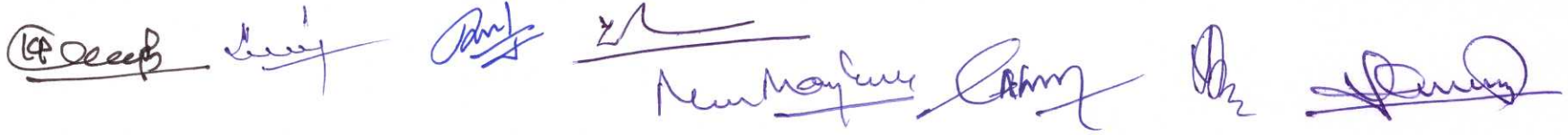
(CA. P. HARIKRISHNANUNNY B.com, FCA)  
M. No: 213541  
PARTNER  
CHARTERED ACCOUNTANTS

29 DEC 2020

**THE UNION CHRISTIAN COLLEGE, ALWAYS.**

**PLATINUM JUBILEE INCOME AND EXPENDITURE ACCOUNT FOR THE YEAR ENDED 31ST MARCH, 2020**

EXPENDITURE	As per Sch.	Figures for the year ended 31.03.2020 (Rs.)	Figures for the year ended 31.03.2019 (Rs.)	INCOME	As per Sch.	Figures for the year ended 31.03.2020 (Rs.)	Figures for the year ended 31.03.2019 (Rs.)
To Cleaning & Other Expenses		2,92,637.00	2,11,325.00	By Service charges received		14,70,500.00	15,30,000.00
" Excess of income over expenditure transferred to Capital Fund		11,77,863.00	13,18,675.00				
<b>Total</b>		<b>14,70,500.00</b>	<b>15,30,000.00</b>	<b>Total</b>		<b>14,70,500.00</b>	<b>15,30,000.00</b>



For VARMA & VARMA  
 (Firm No. 004532S)  
  
 (CA. P. HARIKRISHNANUNNY B.com, FCA)  
 M. No: 213541  
 PARTNER  
 CHARTERED ACCOUNTANTS

29 DEC 2020




**THE UNION CHRISTIAN COLLEGE, ALWAYS**  
**SCHEDULE ANNEXED TO AND FORMING PART OF THE ACCOUNTS FOR THE YEAR ENDED 31ST**  
**MARCH,2020**

	As at	As at
	31st March,2020	31st March,2019
<b>SCHEDULE : 1</b>		
<b><u>CAPITAL FUNDS:</u></b>		
Balance as per last balance sheet	14,91,65,895.10	13,04,32,436.40
<b>Add :</b>		
1.Transfer from Inter Church Fellowship account	2,95,632.00	6,26,372.00
2. Corpus Donation received towards:-		
(i). College Development Fund	68,47,500.00	82,67,300.00
(ii). Women's Hostel Development Fund	86,310.00	98,250.00
(iii). Student Amenity Fund	12,72,809.00	13,80,000.00
3.Grant Amount Transferred from Grant account on utilistaion of Grant by acquiring assets		
(i). United Board for Christian Higher Education in Asia (UBCHEA)	-	31,276.00
(iii).University Grants Commission (UGC)	4,15,574.00	74,45,126.14
4. CSR Assistance For Acquisition Of Fixed Assets	35,49,760.00	-
	<u>16,16,33,480.10</u>	<u>14,82,80,760.54</u>
Add : Excess of income over expenditure transferred from Platinum Jubilee Income and Expenditure Account	11,77,863.00	13,18,675.00
Less : Excess of expenditure over income transferred from College Income and Expenditure Account	5,07,450.28	4,33,540.44
	<u><u>16,23,03,892.82</u></u>	<u><u>14,91,65,895.10</u></u>

**SCHEDULE : 2****CAPITAL RESERVE :**

Opening Balance (Represents assets purchased under Direct Payment System)	77,35,155.71	60,60,094.71
<b>Add :</b> Reserve created during the year in respect of fixed assets acquired by utilising special fees	5,13,550.00	16,75,061.00
	<u>82,48,705.71</u>	<u>77,35,155.71</u>

**DIRECTORS:** 

*As per our separate report of even date attached.*

29 DEC 2020



**THE UNION CHRISTIAN COLLEGE, ALWAYE****SCHEDULE ANNEXED TO AND FORMING PART OF THE ACCOUNTS FOR THE YEAR ENDED 31ST MARCH, 2020****SCHEDULE : 3****ENDOWMENT FUNDS:**

	As at 31st March, 2020	As at 31st March, 2019
Mrs. Aley Mathew Memorial Endowment fund	2,705.00	2,652.00
Dr. A.K. Baby Endowment fund	14,626.00	14,339.00
Helping needy non-teaching staff fund	4,718.00	4,625.00
Sri. P. Achuthan Pillai Memorial Scholarship fund	7,313.00	7,170.00
Sri. P.K. Narayana Menon Endowment fund	1,545.00	1,515.00
Sri. Boobilie Scholarship fund	3,476.00	3,408.00
Sri. George John Memorial Endowment fund	187.00	183.00
Rt. Rev. Titus II Marthoma Metropolitan Scripture prize fund	150.00	147.00
K.C. Chacko Memorial Scholarship fund	9,108.00	8,929.00
Sri. K. Jacob Memorial Scholarship fund	2,329.00	2,283.00
Prof. T.C. Joseph Memorial Prize fund	1,489.00	1,460.00
Smt. Chechamma Memorial Scholarship fund	64,313.00	63,052.00
Sree Jeevan Mathew Memorial fund	1,463.00	1,434.00
Prof. Varghese Ittiara fund	1,857.00	1,821.00
Prof. T.S. Venkitaraman Memorial Endowment fund	1,463.00	1,434.00
Smt. Seshammal Anantharaman Memorial fund	1,463.00	1,434.00
Prof. T.B. Thomas Endowment fund	15,504.00	15,200.00
Oravackal Sri. Mathai Memorial Endowment fund	6,674.00	6,543.00
Rt. Rev. Dr. Alexander Marthoma Metropolitan Prize fund	14,160.00	13,882.00
Smt. Kunchiamma Memorial Scholarship fund	7,682.00	7,531.00
Dr. O.M. Mathan Endowment fund	5,120.00	5,020.00
Prof. P.G. Kesavan Potti Endowment fund	7,313.00	7,170.00
Smt. C.L. Lakshmikutty Amma Memorial Endowment fund	7,313.00	7,170.00
Sri. A.V. Kakunni Memorial Endowment fund	1,463.00	1,434.00
Smt. C.L. Saraswathamma Scholarship fund	14,626.00	14,339.00
Smt. Baby Kakunni Memorial Endowment fund	1,463.00	1,434.00
Sri. Kuttipuzha Krishna Pillai Memorial Endowment fund	14,626.00	14,339.00
Sri. M.M. Cherian Memorial Endowment fund	14,626.00	14,339.00
Sri. Ittiarah Memorial Endowment fund	732.00	718.00
Rev. Fr. T.K. Alias Endowment fund	3,658.00	3,586.00

DIRECTORS:

*(Handwritten signatures of directors)*

*As per our separate report of even date attached.*

As at 31st March, 2020	As at 31st March, 2019
---------------------------	---------------------------

29 DEC 2020






**THE UNION CHRISTIAN COLLEGE, ALWAYS****SCHEDULE ANNEXED TO AND FORMING PART OF THE ACCOUNTS FOR THE YEAR ENDED 31ST****MARCH,2020**

Sri.K.Govindankutty Menon Endowment fund	1,23,258.00	1,20,841.00
Sri.T.C.Joseph Memorial Endowment fund	7,604.00	7,455.00
Dr.Joyce Mathew Endowment fund	7,313.00	7,170.00
Prof.Alexander Moffats Memorial Endowment fund	1,49,192.00	1,46,267.00
Dr.M.V.Kurian Endowment fund	15,210.00	14,912.00
Sri.D.Sunil Memorial Endowment fund	7,604.00	7,455.00
Dr.G.Velayudhan Thampi Endowment fund	7,604.00	7,455.00
Sri.M.Thomman Memorial Endowment fund	17,560.00	17,216.00
Sri.Boby Varghese Memorial Endowment fund	15,117.00	14,821.00
Sri.N.C.Chacko Endowment fund	11,701.00	11,472.00
Dr.A.M.Chacko Endowment fund	57,044.00	55,925.00
Dr.P.M.Mathai Endowment fund	7,460.00	7,314.00
Mrs.Leela.B.Menon Endowment fund	7,313.00	7,170.00
Dr.Kuruvila Memorial fund	16,087.00	15,772.00
Sri.K.P. Mathew Endowment fund	84,103.00	82,454.00
Marthoma Church Endowment fund	6,867.00	6,732.00
Sri.Ajay Joseph Memorial Endowment fund	7,313.00	7,170.00
Liberty loan scholarship Endowment fund	2,79,852.00	2,74,365.00
Prof.C.G.Varghese Endowment fund	14,626.00	14,339.00
Prof.P.V.Narayana Naboodiri Endowment fund	14,626.00	14,339.00
Krishnakumar Memorial Endowment fund	10,971.00	10,756.00
Dr.M.S.Ramachandran Nair Endowment fund	73,211.00	71,775.00
Trinity Scholarship in Maths	1,46,268.00	1,43,400.00
Trinity Foundation Scholarship	1,46,268.00	1,43,400.00
Trinity Foundation Aid fund	1,46,268.00	1,43,400.00
Dr.V.K.Alexander Prize fund	13,477.00	13,213.00
Dr.Abraham.C.Kulangara Endowment fund	21,939.00	21,509.00
Prof.M.G. Koshy Endowment fund	14,626.00	14,339.00
Smt.Annamma Nediakalayil	14,626.00	14,339.00
Josjin Jose Endowment fund	7,313.00	7,170.00

DIRECTORS:



As per our separate report of even date attached.

As at	As at
31st March,2020	31st March,2019

29 DEC 2020



**THE UNION CHRISTIAN COLLEGE, ALWAYS**  
**SCHEDULE ANNEXED TO AND FORMING PART OF THE ACCOUNTS FOR THE YEAR ENDED 31ST**  
**MARCH,2020**

N.R.Kesavamenon Endowment fund	7,313.00	7,170.00
English Department Endowment fund	43,879.00	43,019.00
T.D.Nainan fund for campus beautification	1,46,268.00	1,43,400.00
Rev.C.M.Kuruvilla Endowment Fund for Maths	1,46,268.00	1,43,400.00
P.G.Nair Endowment for Malayalam (Treated Separately)	29,29,783.00	29,29,783.00
P.G.Nair Loan Scholarship	2,92,530.00	2,86,794.00
Middents Scholarship	1,31,639.00	1,29,058.00
Dr.Alexander Zachariah Loan for Scholarship	39,075.00	38,309.00
Dr.T.K.Avirah Endowment fund	14,626.00	14,339.00
Prof.T.N.Vijayan and Prof. Ittoop Mathew Scholarship	14,626.00	14,339.00
Prof. N. Lakshmikutty Endowment fund	8,776.00	8,604.00
Dr.D.P.Unni Scholarship fund	7,31,324.00	7,16,984.00
Rev.C.M.Jose Scholarship fund	8,776.00	8,604.00
Rev.Prof.K.C. Mathew Scholarship fund	14,626.00	14,339.00
His Excellency Dr.P.C. Alexander Scholarship fund	1,46,268.00	1,43,400.00
Prof. T.R.AnanthaRaman Endowment fund	1,79,092.00	1,75,580.00
Middents endowment account	34,804.00	34,122.00
E.L.Saraswathiyamma Scholarship fund	1,04,425.00	1,02,377.00
O. Abraham Endowment Fund	11,701.00	11,472.00
K.K Abraham Endowment Fund	7,313.00	7,170.00
Mathew Koshy Endowment Fund	14,626.00	14,339.00
B.Sc Physics 1992-95 batch Endowment fund	1,00,017.00	98,056.00
K E John Endowment fund	14,626.00	14,339.00
Thonakkal Narayanan Endowment fund	14,626.00	14,339.00
Prof : P.M.Mathai Endowment Fund	1,42,605.00	1,39,809.00
Kano Yamo Moto Endowment Fund	1,85,908.00	1,82,262.00
T.Oommen Benjamin Endowment Fund	89,333.00	87,581.00
Platinum Jubilee Endowment Fund	1,36,797.00	1,34,115.00
Prof: Aleyamma Itti Sports Endowment Fund	23,316.60	22,859.60
Prof: Mohan Thomas Endowment	36,611.00	35,893.00

DIRECTORS:

*(Handwritten signatures of directors)*

*As per our separate report of even date attached.*

29 DEC 2020





**THE UNION CHRISTIAN COLLEGE, ALWAYS****SCHEDULE ANNEXED TO AND FORMING PART OF THE ACCOUNTS FOR THE YEAR ENDED 31ST  
MARCH,2020**

	As at 31st March,2020	As at 31st March,2019
Pfof:N.I. Thomas Endowment	9,491.00	9,305.00
Prof: A.N Muraleedhara Shenayi Endowment	9,491.00	9,305.00
Prof: T.B Thomas Endowment	5,308.00	5,204.00
Korean Scranton Endowment	15,241.00	14,942.00
Prof.N.Geethakumari Endowment	13,268.00	13,008.00
Pree-Degree 1999-2001 Group 1 Batch Endowment Fund	26,537.00	26,017.00
Mathew Koshy Endowment	1,30,085.00	1,27,534.00
Prof.Roshni Mathew Maliackal Endowment	12,954.00	12,700.00
John varghese-Boby Varghese Scholarship	25,594.00	25,092.00
MSC chemistry (1982-84) Batch Students scholarship	15,330.00	15,029.00
BSC chemistry (1979-82) Batch Students	83,008.00	81,380.00
Vijayasree Menon Endowment	19,120.00	18,745.00
Dr.Varghese John Endowment	13,546.00	13,280.00
Dr. Thomas P Zachariah - Endowment	13,017.00	12,762.00
REV.Prof.K C Mathew	18,401.00	18,040.00
T R Anantharaman & Seshambal Endowment - Chemistry	3,67,209.00	3,60,009.00
Dr. K K Leelamma	12,157.00	11,919.00
Dr. Abraham C Kulangara	9,31,841.00	9,13,570.00
Vinod Memorial Scholarship	42,467.00	41,634.00
CME Alumni Endowment	20,474.00	20,073.00
Sarath Chandra Menon	59,853.00	58,679.00
N. Sasidharan Nair Endowment	11,930.00	11,696.00
K.C Chacko Endowment	7,58,968.00	7,44,086.00
Reshmi Varghese Memorial Endowment	73,742.00	72,296.00
Dr.Sheelakumari Isacc Endowment	62,030.00	60,814.00
Dr.Raju K John Endowment	1,15,944.00	1,13,671.00
86-89 Physics Batch Endowment	34,785.00	34,103.00
Dept.Of Physics Endowment(L.Sushama,V.K.Subadra & Mary Poulouse)	57,973.00	56,836.00
N Sacchidanandha Kamath Endowment	11,061.00	10,844.00
Aruvamudham Ayyengar Endowment for Economics Department	1,09,813.00	1,07,660.00
Aruvamudham Ayyengar Endowment for English Department	1,09,813.00	1,07,660.00

DIRECTORS:

*(Handwritten signatures of directors)*

As per our separate report of even date attached.

29 DEC 2020

ss/-



**THE UNION CHRISTIAN COLLEGE, ALWAYS**  
**SCHEDULE ANNEXED TO AND FORMING PART OF THE ACCOUNTS FOR THE YEAR ENDED 31ST**  
**MARCH,2020**

	As at 31st March,2020	As at 31st March,2019
Aruvamudham Ayyengar Endowment for College	2,19,625.00	2,15,319.00
Dr A M Chacko Endowment for Non Teaching Staff	1,09,245.00	1,07,103.00
TA Ramaswamy Endowment	1,10,941.00	1,08,766.00
Anila E I,Kesavanpotty Endowment Scholarship	22,113.00	21,679.00
T O Abdulla Endowment	3,63,217.00	3,56,095.00
Dr K C Chacko Education Endowment	3,92,435.00	3,84,740.00
Kuruvila Varghese	10,824.00	10,612.00
Dr. Raju K John	54,121.00	53,060.00
Paramen Lekshmi memorial	26,626.00	26,104.00
Thara K Simon	1,05,784.00	1,03,710.00
Lilly Mammen	26,178.00	25,665.00
K Kuruvila	31,344.00	30,729.00
M.E Mathew Endowment	1,58,360.00	1,55,256.00
Sosamma Philip	1,04,906.00	1,02,849.00
Mathew Kurian Endowment	4,90,905.00	4,81,279.00
Kuwait Alumini	19,863.00	19,474.00
Vijay Pillai	2,08,584.00	2,04,494.00
Dr.Sunny Kuriakose	51,531.00	50,521.00
Sanjay R Remanan	41,142.00	40,335.00
	<b>1,31,95,358.60</b>	<b>1,29,94,074.60</b>

DIRECTORS:

*(Handwritten signatures of directors)*

*As per our separate report of even date attached.*

29 DEC 2020






**THE UNION CHRISTIAN COLLEGE, ALWAYS****SCHEDULE ANNEXED TO AND FORMING PART OF THE ACCOUNTS FOR THE YEAR ENDED 31ST****MARCH,2020**

	As at 31st March,2020	As at 31st March,2019
<b>SCHEDULE : 4</b>		
<b>CURRENT LIABILITIES:</b>		
<b>Grants and other amounts received pending utilisation:-</b>		
UBCHEA Grant	10,02,362.00	10,02,362.00
UCCAANA Grant	17,11,865.00	17,11,865.00
Presbyterian Church Internship	5,51,042.36	5,51,042.36
Grant for CHPCD January Programme	1,07,476.00	1,07,476.00
Grant for Mangalavanam Project	26,500.00	26,500.00
Ford Foundation for Pathways to Higher Education	1,14,515.00	1,14,515.00
Travel Grant to Librarian	15,805.00	15,805.00
Aleyamma Memorial library collection	61,056.00	61,056.00
Mess Reserve fund	1,70,297.30	1,12,569.30
College Union fund	5,960.00	5,960.00
Caution Money deposit	89,73,704.65	85,06,344.65
Security deposits	2,92,400.00	3,15,400.00
Amount payable to Teaching & Non-Teaching Staff (Examination)	88,753.35	2,36,253.35
Loan from Parent Teachers Association fund	250.00	250.00
Television Deposit from Chacko hostel	23,220.00	22,020.00
Mess advance from students	1,46,458.00	1,37,458.00
UGC Botany MRP - Pending adjustment	2,624.00	2,624.00
Refundable deposit from MCA students	2,50,000.00	2,50,000.00
Advances Collected repayable to Students	4,262.00	4,262.00
Earnest Money Deposit	51,254.00	51,254.00
Fees Advance - Self Financing course	3,82,500.00	3,03,500.00
Rent Advance - PLJB Auditorium	25,000.00	2,75,000.00
K.K.Leelamma	123.00	123.00
Unspent balance under direct payment system	1,55,33,949.46	71,45,586.46
Amount payable to Teaching & Non-Teaching Staff	5,901.00	5,901.00

DIRECTORS:



As per our separate report of even date attached.

29 DEC 2020



**THE UNION CHRISTIAN COLLEGE, ALWAYS**  
**SCHEDULE ANNEXED TO AND FORMING PART OF THE ACCOUNTS FOR THE YEAR ENDED 31ST**  
**MARCH,2020**

	As at 31st March,2020	As at 31st March,2019
Hostel fee of Sports students payable to Management	7,715.00	7,715.00
Planning forum	561.25	561.25
E-grant refundable to Government	6,465.00	6,465.00
Grant to women cell	13,705.00	13,705.00
Donation from SSIF to K.P.Malini	1,000.00	1,000.00
Rejimon.P.M. (University Research Scholarship)	1.00	1.00
Rajarathnam Memorial Scholarship	10,000.00	10,000.00
Scholarship payable	2,460.00	2,460.00
Tender form fee Payable	516.00	516.00
Co-circular training programme	3,180.00	3,180.00
Tuition Fee Refundable	2,33,390.00	2,44,640.00
Tuition fee payable to University	1,22,952.25	1,22,952.25
Sherly Thomas	7,000.00	7,000.00
K.C Poulose	18,932.00	18,932.00
Saju Mathew - Dept Of Malayalam	16,250.00	16,250.00
Psychological Department	3,628.00	9,908.00
GST Payable	85,553.44	12,958.00
Library Extension Fund	-	50,000.00
Exam Fee Collected from Students	1,03,672.20	68,462.20
Retention Money from Contractors	5,22,206.00	8,68,277.00
TDS Payable	68,007.00	55,601.00
Cheque issued but not presented	68,676.00	68,676.00
Fisheries Scholarship	43,715.00	43,715.00
Shinoj	100.00	100.00
Mathai & Mathai	90,900.00	90,900.00
Sports Allowance Payable	2,93,800.00	-
MCA Exam Fee Payable	75,200.00	-
Kerala Flood Cess Payable	1,527.00	-
Rent Refundable	66,869.00	-
Little Big Films	10,700.00	-
Rajalakshmi Memorial Endowment Fund (Payable)	10,000.00	-
Education Loan	51,520.00	-
	<b>3,14,87,479.26</b>	<b>2,26,89,101.82</b>

DIRECTORS:

*(Handwritten signatures and initials of directors)*

As per our separate report of even date attached.

29 DEC 2020

ss/-





**THE UNION CHRISTIAN COLLEGE, ALWAYS****SCHEDULE ANNEXED TO AND FORMING PART OF THE ACCOUNTS FOR THE YEAR ENDED 31ST MARCH, 2020****SCHEDULE : 5****FIXED ASSETS :** (See separate sheet attached)

	As at 31st March, 2020	As at 31st March, 2019
<b>SCHEDULE : 6</b>		
<b>CAPITAL WORK-IN-PROGRESS</b>		
<b>Building</b>		
Women's Hostel	2,10,28,166.00	1,59,36,764.00
MCA Block	2,53,70,098.00	2,19,64,009.00
CT Benjamin Hostel	1,19,62,235.00	1,16,45,667.00
Solar System	-	6,41,136.00
	<b>5,83,60,499.00</b>	<b>5,01,87,576.00</b>

**SCHEDULE : 7****INVESTMENTS (AT COST):****In Unit Trust of India**

4720 fully paid up units of Rs.115/- each	5,42,800.00	5,42,800.00
970 fully paid up units of Rs.169/- each	1,64,263.83	1,64,263.83
1320 fully paid up units of Rs.114/- each	1,50,480.00	1,50,480.00
	<b>8,57,543.83</b>	<b>8,57,543.83</b>

**SCHEDULE : 8****CURRENT ASSETS, LOANS AND ADVANCES****A. CURRENT ASSETS:****CASH IN HAND**

College	1,58,409.00	67,363.00
Management	4,100.00	4,100.00
	<b>1,62,509.00</b>	<b>71,463.00</b>


**BANK BALANCES WITH****Scheduled Banks:**

In Current Accounts	69,96,192.64	40,40,441.39
In Savings Bank Accounts	2,50,11,251.91	1,55,36,994.88
In Fixed deposit Accounts	2,15,17,388.34	1,35,34,030.29

**With others :**

In Savings Bank Accounts	48,263.00	46,413.00
In Fixed deposit Accounts	36,07,755.47	36,07,755.47

**5,71,80,851.36****3,67,65,635.03****DIRECTORS:**



As per our separate report of even date attached.



**THE UNION CHRISTIAN COLLEGE, ALWAYS**  
**SCHEDULE ANNEXED TO AND FORMING PART OF THE ACCOUNTS FOR THE YEAR ENDED 31ST**  
**MARCH,2020**

	<u>As at</u> <u>31st March,2020</u>	<u>As at</u> <u>31st March,2019</u>
<b>Govt.Treasury:</b>		
Caution money-Account No.267	33,11,193.00	31,88,753.00
<b>Personal Deposit Accounts:</b>		
Special fees	16,75,217.79	12,38,733.79
SC/ST & OEC Stipend	16,759.49	16,759.49
Salary	-	36,500.00
University Grants Commission	91,530.00	91,530.00
	<u>50,94,700.28</u>	<u>45,72,276.28</u>

**B. LOANS, ADVANCES & DEPOSITS:**

(Advances Recoverable in Cash or in kind or for value to be received and considered good)

Capital Advances	20,46,475.00	21,39,485.00
Advance to various Departments	5,03,434.12	8,92,432.12
Advance to Non Teaching Staffs	3,07,751.80	6,75,551.80
Advance to Guest Lecturers	14,03,920.00	12,11,120.00
Advance for Project	3,53,680.00	19,962.00
Excess spent under direct payment system	35,44,766.47	82,80,518.47
Excess Spent (Scholarship)	6,36,109.00	6,36,109.00
Deposits	16,03,622.15	16,03,622.15
Income Tax Deducted at source	5,28,950.72	6,91,564.26
Amount receivable from students against mess bill	9,49,070.50	4,54,760.50
Retention money - K C Poulose	727.00	727.00
Housing Loan- Indian Bank	200.00	200.00
LIC - Teaching staff	3,441.90	3,441.90
Janatha Agencies	7,171.00	7,171.00
	<u>1,18,89,319.66</u>	<u>1,66,16,665.20</u>
	<u>7,43,27,380.30</u>	<u>5,80,26,039.51</u>

DIRECTORS:

*(Handwritten signatures of directors)*

*As per our separate report of even date attached.*

29 DEC 2020





**THE UNION CHRISTIAN COLLEGE, ALWAYE**  
**SCHEDULE ANNEXED TO AND FORMING PART OF THE ACCOUNTS FOR THE YEAR ENDED 31ST**  
**MARCH,2020**

**SCHEDULE : 9****NOTES AND ADDITIONAL INFORMATION FORMING PART OF THE ACCOUNTS****FOR THE YEAR ENDED 31ST MARCH 2020**


(See Separate Sheet attached)

	For the year ended	For the year ended
<b><u>SCHEDULE : 10</u></b>	<b><u>31.03.2020</u></b>	<b><u>31.03.2019</u></b>
<b><u>INCOME FROM SELF FINANCING COURSES:-</u></b>		
Master in Computer Application (MCA)	1,00,22,131.00	1,16,73,897.00
Master in Business Administration (MBA)	1,39,49,132.00	1,04,89,592.00
B.Com Computer Application	-	10,96,924.00
B.Com Taxation	55,31,475.00	46,97,509.00
M.Sc. Bio-Technology	32,74,509.00	31,61,817.00
M.Sc. Bio-Informatics	30,74,600.00	24,41,488.00
B.Sc. Computer Maintenance	31,33,797.00	31,94,191.00
BSc. BT & SP Course	22,26,300.00	22,10,324.00
B.A. History Archaeology & Museology	23,774.00	1,04,250.00
Institute of Communication and Information technology	-	46,754.00
	<b><u>4,12,35,718.00</u></b>	<b><u>3,91,16,746.00</u></b>

**SCHEDULE : 11****EXPENDITURE OF SELF FINANCING COURSE:-**

Master in Computer Application (MCA)	86,66,696.00	83,82,678.60
Master in Business Administration (MBA)	52,09,416.00	37,35,184.60
B.Com	27,44,092.00	26,22,713.43
M.Sc. Bio-Technology	13,53,096.00	13,73,218.10
M.Sc. Bio-Informatics	13,80,207.00	12,81,065.29
B.Sc. Computer Maintenance	21,14,277.00	18,06,868.30
BSc. BT & SP Course	10,87,827.00	10,62,298.90
Institute Of Communication and Information technology	-	4,345.00
Affiliation Fee	47,250.00	48,000.00
Calendar Fee	16,830.00	-
Bio Science	1,55,516.00	40,000.00
	<b><u>2,27,75,207.00</u></b>	<b><u>2,03,56,372.22</u></b>

DIRECTORS:



As per our separate report of even date attached.

29 DEC 2020



**SCHEDULE: 5 FIXED ASSETS (HOSTEL AND MANAGEMENT)**

Sl. No.	Description of Assets	Gross Block			Depreciation					Net Block		
		Total cost as on 01.04.2019 (Rs.)	Additions during the year	Sale/ Adjust.	Total cost as on 31.03.2020 (Rs.)	Rate of Depn.	Depreciation upto 01.04.2019 (Rs.)	Sale / Adjust	Depreciation for the year	Depreciation upto 31.03.2020 (Rs.)	As on 31.03.2020 (Rs.)	As on 31.03.2019 (Rs.)
1	Land	34,651.26		-	34,651.26		-	-	-	-	34,651.26	34,651.26
2	Buildings	1,09,06,519.52		-	1,09,06,519.52	5%	61,87,013.54	-	2,35,975.30	64,22,988.84	44,83,530.68	47,19,505.98
3	Compound wall	9,82,058.08		-	9,82,058.08	5%	5,86,871.18	-	19,759.35	6,06,630.53	3,75,427.55	3,95,186.90
4	Wells	49,170.45		-	49,170.45	5%	35,545.66	-	681.24	36,226.90	12,943.55	13,624.79
5	Hostel Approach Road	12,490.00		-	12,490.00	5%	6,296.18	-	309.69	6,605.87	5,884.13	6,193.82
6	Mahaganitham	51,876.90		-	51,876.90	25%	50,956.99	-	229.98	51,186.97	689.93	919.91
7	Hostel utensils	3,06,747.09		-	3,06,747.09	20%	2,36,342.40	-	14,080.94	2,50,423.34	56,323.75	70,404.69
8	Water works	3,52,113.92		-	3,52,113.92	15%	3,47,286.26	-	724.15	3,48,010.41	4,103.51	4,827.66
9	Chapel books	10,259.15		-	10,259.15	5%	1,213.68	-	452.27	1,665.95	8,593.20	9,045.47
10	Organ	424.00		-	424.00	5%	412.63	-	0.57	413.20	10.80	11.37
11	Cots for hostels	17,507.75		-	17,507.75	25%	16,808.13	-	174.91	16,983.04	524.71	699.62
12	Furniture & Fittings	47,62,927.87		-	47,62,927.87	25%	27,63,023.47	-	4,99,976.10	32,62,999.57	14,99,928.30	19,99,904.40
13	Aluminium ladder	4,172.68		-	4,172.68	25%	4,137.35	-	8.83	4,146.18	26.50	35.33
14	Electrical fittings	5,15,019.58		-	5,15,019.58	15%	4,35,552.22	-	11,920.10	4,47,472.32	67,547.26	79,467.36
15	Water Purifier	26,960.00		-	26,960.00	20%	25,629.56	-	266.09	25,895.65	1,064.35	1,330.44
16	Cycle	984.80		-	984.80	20%	984.40	-	0.08	984.48	0.32	0.40
17	Motor Pump	60,494.00		-	60,494.00	15%	29,531.72	-	4,644.34	34,176.06	26,317.94	30,962.28
18	Rubber plantations(cost of planting new rubber)	2,27,843.45		-	2,27,843.45	5%	1,79,076.79	-	2,438.33	1,81,515.12	46,328.33	48,766.66
19	Xerox machine	86,404.03		-	86,404.03	20%	85,953.36	-	90.13	86,043.49	360.54	450.67
20	Photostat Machine	2,71,780.00		-	2,71,780.00	20%	45,963.01	-	45,163.40	91,126.41	1,80,653.59	2,25,816.99
21	Note Counting Machine	40,000.00		-	40,000.00	20%	21,764.14	-	3,647.17	25,411.31	14,588.69	18,235.86
22	LCD Projector	1,04,098.00		-	1,04,098.00	20%	63,258.94	-	8,167.81	71,426.75	32,671.25	40,839.06
23	Solid Waste Management Equipment	4,53,305.00		-	4,53,305.00	100%	4,53,305.00	-	-	4,53,305.00	-	-
24	Incinerator	50,000.00		-	50,000.00	100%	50,000.00	-	-	50,000.00	-	-
25	Cycle shed	11,096.32		-	11,096.32	5%	8,781.60	-	115.74	8,897.34	2,198.98	2,314.72
26	Goal post	5,355.80		-	5,355.80	5%	4,263.77	-	54.60	4,318.37	1,037.43	1,092.03
27	Bush Cutting Machine	22,000.00	26,380.00	-	48,380.00	20%	15,425.03	-	5,524.26	20,949.29	27,430.71	6,574.97
28	Scooter shed	1,47,625.95		-	1,47,625.95	5%	51,592.63	-	4,801.67	56,394.30	91,231.65	96,033.32
29	Office equipments	1,17,752.80		-	1,17,752.80	20%	73,824.98	-	8,785.56	82,610.54	35,142.26	43,927.82
30	Lab Equipments	4,33,180.00		-	4,33,180.00	20%	3,86,728.93	-	9,290.21	3,96,019.14	37,160.86	46,451.07
31	Television	38,920.00		-	38,920.00	20%	37,313.49	-	321.30	37,634.79	1,285.21	1,606.51
32	Video Cassette Recorder	18,450.00		-	18,450.00	20%	18,363.10	-	17.38	18,380.48	69.52	86.90
33	V.H.Renovation hall	1,06,228.95		-	1,06,228.95	5%	79,635.51	-	1,329.67	80,965.18	25,263.77	26,593.44
34	Computer & Network	30,32,225.00	1,65,200.00	-	31,97,425.00	40%	24,67,178.68	-	2,65,377.65	27,32,556.33	4,64,868.67	5,65,046.32
35	Computer software	4,40,005.00		-	4,40,005.00	25%	2,99,358.06	-	35,161.74	3,34,519.80	1,05,485.20	1,40,646.94
36	EPABX System	2,17,616.00		-	2,17,616.00	20%	2,02,801.30	-	2,962.94	2,05,764.24	11,851.76	14,814.70
37	Air Conditioner	1,88,750.00		-	1,88,750.00	20%	41,450.43	-	29,459.91	70,910.34	1,17,839.66	1,47,299.57
38	Mike set	28,621.20		-	28,621.20	15%	27,405.50	-	182.36	27,587.86	1,033.34	1,215.70
39	Library books	3,77,411.15		-	3,77,411.15	5%	2,71,038.44	-	5,318.64	2,76,357.08	1,01,054.07	1,06,372.71
40	Shooting range Pavilion	61,461.00		-	61,461.00	5%	21,507.60	-	1,997.67	23,505.27	37,955.73	39,953.40
	Total c/f	2,45,74,506.70	1,91,580.00	-	2,47,66,086.70		1,56,33,595.66	-	12,19,412.08	1,68,53,007.74	79,13,078.96	89,40,911.04

DIRECTORS

*(As per our separate report of even date attached)*

29 DEC 2020






## SCHEDULE: 5 FIXED ASSETS (HOSTEL AND MANAGEMENT)

Sl. No.	Description of Assets	Gross Block			Rate of Deprn.	Depreciation				Net Block	
		Total cost as on 01.04.2019 (Rs.)	Additions during the year	Sale/ Adjust.		Total cost as on 31.03.2020 (Rs.)	Depreciation upto 01.04.2019 (Rs.)	Sale / Adjust	Depreciation for the year	Depreciation upto 31.03.2020 (Rs.)	As on 31.03.2020 (Rs.)
	Total B/f	2,45,74,506.70	1,91,580.00	-	2,47,66,086.70	1,56,33,595.66	-	12,19,412.08	1,68,53,007.74	79,13,078.96	89,40,911.04
41	Academic Block	1,12,77,869.00	-	-	1,12,77,869.00	20,19,321.89	-	4,62,927.36	24,82,249.25	87,95,619.75	92,58,547.11
42	Toilet Block	11,39,084.00	-	-	11,39,084.00	2,10,492.45	-	46,429.58	2,56,922.03	8,82,161.97	9,28,591.55
43	Campus CCTV	1,33,101.00	-	-	1,33,101.00	52,710.90	-	16,078.02	68,788.92	64,312.08	80,390.10
44	Grinder	32,060.00	-	-	32,060.00	15,726.01	-	3,266.80	18,992.81	13,067.19	16,333.99
45	Sanitary Pad Vending Machine	29,000.00	-	-	29,000.00	8,075.50	-	4,184.90	12,260.40	16,739.60	20,924.50
46	Solar Power plant	-	50,72,307.00	-	50,72,307.00	-	-	2,38,370.71	2,38,370.71	48,33,936.29	-
47	Generator	-	1,06,300.00	-	1,06,300.00	-	-	17,774.75	17,774.75	88,525.25	-
48	UPS & Battery	-	1,58,460.00	-	1,58,460.00	-	-	16,368.85	16,368.85	1,42,091.15	-
	<b>BT &amp; SP :</b>										
49	DNA Finger Printer	6,03,248.00	-	-	6,03,248.00	5,89,437.30	-	2,762.14	5,92,199.44	11,048.56	13,810.70
50	Furniture	97,656.00	-	-	97,656.00	86,675.99	-	2,745.00	89,420.99	8,235.01	10,980.01
51	Microscope	9,70,566.79	-	-	9,70,566.79	3,50,171.04	-	1,24,079.15	4,74,250.19	4,96,316.60	6,20,395.75
52	Computer & Accessories	35,355.00	-	-	35,355.00	34,170.17	-	473.93	34,644.10	710.90	1,184.83
53	Books	21,137.50	-	-	21,137.50	10,541.04	-	529.82	11,070.86	10,066.64	10,596.46
	<b>Computer Centre :</b>										
54	Books	7,834.50	-	-	7,834.50	5,389.81	-	122.23	5,512.04	2,322.46	2,444.69
55	Clock	215.00	-	-	215.00	211.84	-	0.47	212.31	2.69	3.16
56	Furniture	49,987.00	-	-	49,987.00	49,608.45	-	94.64	49,703.09	283.91	378.55
57	Teak Plantations	6,202.90	-	-	6,202.90	4,696.71	-	75.31	4,772.02	1,430.88	1,506.19
58	Computer and accessories	11,15,178.20	-	-	11,15,178.20	11,15,014.08	-	65.65	11,15,079.73	98.47	164.12
	<b>I.C.I.T :</b>										
59	Green Board	6,709.00	-	-	6,709.00	6,381.21	-	81.95	6,463.16	245.84	327.79
60	Air conditioner	70,685.00	-	-	70,685.00	66,045.74	-	927.85	66,973.59	3,711.41	4,639.26
61	Computer and Accessories	18,38,880.00	-	-	18,38,880.00	18,26,416.04	-	4,985.58	18,31,401.62	7,478.38	12,463.96
62	Buildings	11,46,265.30	-	-	11,46,265.30	7,94,283.40	-	17,599.10	8,11,882.50	3,34,382.80	3,51,981.90
63	Furniture and fittings	4,09,679.00	-	-	4,09,679.00	4,06,180.76	-	874.56	4,07,055.32	2,623.68	3,498.24
64	Electrical fittings	87,984.00	-	-	87,984.00	83,529.47	-	668.18	84,197.65	3,786.35	4,454.53
65	Computer books	1,78,707.22	-	-	1,78,707.22	1,29,869.97	-	2,441.86	1,32,311.83	46,395.39	48,837.25
66	Black board	4,100.00	-	-	4,100.00	3,919.72	-	45.07	3,964.79	135.21	180.28
67	Platinum Jubilee building	10,90,090.90	-	-	10,90,090.90	9,76,147.70	-	5,697.16	9,81,844.86	1,08,246.04	1,13,943.20
68	Generator	62,528.00	-	-	62,528.00	61,849.66	-	135.67	61,985.33	542.67	678.34
69	Generator House	1,27,871.15	-	-	1,27,871.15	96,539.75	-	1,566.57	98,106.32	29,764.83	31,331.40
70	Grinder	6,532.00	-	-	6,532.00	6,442.58	-	17.88	6,460.46	71.54	89.42
71	Fax machine	20,900.00	-	-	20,900.00	20,584.21	-	63.16	20,647.37	252.63	315.79
72	Kitchen Equipments	85,150.75	-	-	85,150.75	83,776.98	-	274.75	84,051.73	1,099.02	1,373.77
73	Flower stand	12,129.00	-	-	12,129.00	11,595.65	-	133.34	11,728.99	400.01	533.35
74	Overhead Projector	20,986.00	-	-	20,986.00	20,677.65	-	61.67	20,739.32	246.68	308.35
75	Christian Literature Books	17,672.00	-	-	17,672.00	8,437.86	-	461.71	8,899.57	8,772.43	9,234.14
	Total C/f	4,52,79,870.91	55,28,647.00	-	5,08,08,517.91	2,47,88,517.19	-	21,91,797.45	2,69,80,314.64	2,38,28,203.27	2,04,91,353.72

Contd..

DIRECTORS






(As per our separate report of even date attached)


29 DEC 2020



SCHEDULE: 5 FIXED ASSETS (HOSTEL AND MANAGEMENT)

Sl. No.	Description of Assets	Gross Block			Depreciation					Net Block		
		Total cost as on 01.04.2019 (Rs.)	Additions during the year	Sale/ Adjust.	Total cost as on 31.03.2020 (Rs.)	Rate of Deprn.	Depreciation upto 01.04.2019 (Rs.)	Sale / Adjust	Depreciation for the year	Depreciation upto 31.03.2020 (Rs.)	As on 31.03.2020 (Rs.)	As on 31.03.2019 (Rs.)
	Total B/f	4,52,79,870.91	55,28,647.00	-	5,08,08,517.91		2,47,88,517.19	-	21,91,797.45	2,69,80,314.64	2,38,28,203.27	2,04,91,353.72
76	Lightening Arrester	21,260.00	-	-	21,260.00	20%	20,721.42	-	107.72	20,829.14	430.86	538.58
77	Refrigerator	10,000.00	-	-	10,000.00	20%	9,875.11	-	24.98	9,900.09	99.91	124.89
	<b>BSc Computer Science :</b>											
78	Furniture	44,174.00	-	-	44,174.00	25%	42,821.32	-	338.17	43,159.49	1,014.51	1,352.68
79	Books	45,882.00	-	-	45,882.00	5%	32,214.43	-	683.38	32,897.81	12,984.20	13,667.58
80	Computer & Accessories	6,98,675.00	51,800.00	-	7,50,475.00	40%	6,96,188.58	-	11,944.29	7,08,132.87	42,342.13	2,486.42
	<b>BSc Computer Maintenance :</b>											
81	Electrical fittings	1,92,840.75	-	-	1,92,840.75	15%	1,73,047.02	-	2,969.06	1,76,016.08	16,824.67	19,793.73
82	Books	82,504.00	-	-	82,504.00	5%	27,360.68	-	2,757.17	30,117.85	52,386.15	55,143.32
83	Computer & Accessories	7,58,740.00	-	-	7,58,740.00	40%	7,30,359.60	-	11,352.16	7,41,711.76	17,028.24	28,380.40
84	Furniture	2,00,288.75	-	-	2,00,288.75	25%	1,87,161.73	-	3,281.76	1,90,443.49	9,845.26	13,127.02
85	Lab equipments	2,40,508.00	-	-	2,40,508.00	20%	2,03,515.72	-	7,398.46	2,10,914.18	29,593.82	36,992.28
86	Overhead Projector	49,650.00	-	-	49,650.00	20%	39,565.51	-	2,016.90	41,582.41	8,067.59	10,084.49
87	Air conditioner	60,550.00	-	-	60,550.00	20%	20,056.79	-	8,098.64	28,155.43	32,394.57	40,493.21
	<b>MCA :</b>											
88	Buildings	1,44,66,228.40	-	-	1,44,66,228.40	5%	63,64,213.45	-	4,05,100.75	67,69,314.20	76,96,914.20	81,02,014.95
89	Furniture	39,31,297.28	13,500.00	-	39,44,797.28	25%	33,92,482.10	-	1,37,285.77	35,29,767.87	4,15,029.41	5,38,815.18
90	Library Books	45,63,035.00	36,468.00	-	45,99,503.00	5%	14,20,233.94	-	1,58,346.37	15,78,580.31	30,20,922.69	31,42,801.06
91	Air conditioner	5,07,907.00	-	-	5,07,907.00	20%	3,81,744.64	-	25,232.47	4,06,977.11	1,00,929.89	1,26,162.36
92	MCA Approach Road	1,41,500.00	-	-	1,41,500.00	5%	42,752.95	-	4,937.35	47,690.30	93,809.70	98,747.05
93	Electrical fittings	8,83,899.90	-	-	8,83,899.90	15%	7,14,246.05	-	25,448.08	7,39,694.13	1,44,205.77	1,69,653.85
94	Computer & Accessories	1,01,98,133.00	2,41,100.00	-	1,04,39,233.00	40%	90,90,208.36	-	4,78,046.04	95,68,254.40	8,70,978.60	11,07,924.64
95	Computer Software	5,92,677.00	-	-	5,92,677.00	25%	2,81,840.39	-	77,709.15	3,59,549.54	2,33,127.46	3,10,836.61
96	Lightening Arrester	21,260.00	-	-	21,260.00	20%	20,748.35	-	102.33	20,850.68	409.32	511.65
97	UPS & Battery	8,94,151.00	-	-	8,94,151.00	40%	8,88,507.18	-	2,257.53	8,90,764.71	3,386.29	5,643.82
98	Overhead Projector	24,500.00	-	-	24,500.00	20%	23,450.22	-	209.96	23,660.18	839.82	1,049.78
99	Sound System	93,405.00	-	-	93,405.00	15%	69,582.71	-	3,573.34	73,156.05	20,248.95	23,822.29
100	Fire Extinguisher	78,328.00	-	-	78,328.00	20%	71,364.65	-	1,392.67	72,757.32	5,570.68	6,963.35
101	Car Shed	63,875.00	-	-	63,875.00	5%	23,257.92	-	2,030.85	25,288.77	38,586.23	40,617.08
102	Telephone	2,150.00	-	-	2,150.00	20%	1,936.10	-	42.78	1,978.88	171.12	213.90
103	Xerox Machine	86,000.00	-	-	86,000.00	20%	59,116.59	-	5,376.68	64,493.27	21,506.73	26,883.41
104	Projector	1,43,982.00	-	-	1,43,982.00	20%	71,408.83	-	14,514.63	85,923.46	58,058.54	72,573.17
105	Fire & Safety Equipment	6,89,792.00	-	-	6,89,792.00	20%	3,36,811.49	-	70,596.10	4,07,407.59	2,82,384.41	3,52,980.51
106	Sanitary Napkin Destroyer	-	-	-	-	-	-	-	-	-	-	-
107	Water Purifier	-	40,000.00	-	40,000.00	20%	-	-	5,180.33	5,180.33	34,819.67	-
	<b>MSc Bio-technology :</b>											
108	Furniture	1,47,507.00	-	-	1,47,507.00	25%	1,25,495.14	-	5,502.97	1,30,998.11	16,508.89	22,011.86
109	Lab equipments	18,06,234.00	-	-	18,06,234.00	20%	9,77,592.37	-	1,65,728.33	11,43,320.70	6,62,913.30	8,28,641.63
110	Books	5,73,675.00	-	-	5,73,675.00	5%	3,07,487.66	-	13,309.37	3,20,797.03	2,52,877.97	2,66,187.34
111	Computer & Accessories	2,08,865.00	-	-	2,08,865.00	40%	1,92,610.21	-	6,501.92	1,99,112.13	9,752.87	16,254.79
112	Electrical fittings	1,80,932.00	-	-	1,80,932.00	15%	30,947.01	-	22,497.75	53,444.76	1,27,487.24	1,49,984.99
113	Air conditioner	63,700.00	-	-	63,700.00	20%	34,264.85	-	5,887.03	40,151.88	23,548.12	29,435.15
114	Refrigerator	26,460.00	-	-	26,460.00	20%	25,379.18	-	216.16	25,595.34	864.66	1,080.82
	Total C/f	8,80,74,436.99	59,11,515.00	-	9,39,85,951.99		5,19,19,087.44	-	38,79,796.85	5,57,98,884.29	3,81,87,067.71	3,61,55,349.56

Contd...

DIRECTORS 

(As per our separate report of even date attached)

29 DEC 2020





## SCHEDULE: 5 FIXED ASSETS (HOSTEL AND MANAGEMENT)

Sl. No.	Description of Assets	Gross Block				Rate of Depn.	Depreciation				Net Block	
		Total cost as on 01.04.2019 (Rs.)	Additions during the year	Sale/ Adjust.	Total cost as on 31.03.2020 (Rs.)		Depreciation upto 01.04.2019 (Rs.)	Sale / Adjust	Depreciation for the year	Depreciation upto 31.03.2020 (Rs.)	As on 31.03.2020 (Rs.)	As on 31.03.2019 (Rs.)
	Total B/f	8,80,74,436.99	59,11,515.00	-	9,39,85,951.99		5,19,19,087.44	-	38,79,796.85	5,57,98,884.29	3,81,87,067.71	3,61,55,349.56
	<b>MSc Bio-informatics :</b>											
115	Books	2,54,378.00		-	2,54,378.00	5%	1,30,459.70	-	6,195.92	1,36,655.62	1,17,722.38	1,23,918.30
116	Furniture	1,98,175.00		-	1,98,175.00	25%	1,64,809.17	-	8,341.46	1,73,150.63	25,024.37	33,365.83
117	Lab equipments	3,81,578.00		-	3,81,578.00	20%	2,66,809.44	-	22,953.71	2,89,763.15	91,814.85	1,14,768.56
118	Computer & Accessories	22,40,856.00		-	22,40,856.00	40%	21,41,847.11	-	39,603.56	21,81,450.67	59,405.33	99,008.89
119	Over head Projector	8,000.00		-	8,000.00	20%	7,367.78	-	126.44	7,494.22	505.78	632.22
120	Photoelectric Calorimeter	7,700.00		-	7,700.00	20%	5,955.79	-	348.84	6,304.63	1,395.37	1,744.21
121	Micro pipetter	26,922.00		-	26,922.00	20%	24,625.89	-	459.22	25,085.11	1,836.89	2,296.11
122	Msc Bioinformatics Projector	54,812.00		-	54,812.00	15%	11,132.09	-	6,551.99	17,684.08	37,127.92	43,679.91
	<b>Master In Business Administration (MBA)</b>											
123	Building	69,06,521.00		-	69,06,521.00	5%	16,70,733.54	-	2,61,789.37	19,32,522.91	49,73,998.09	52,35,787.46
124	Computer & Accessories	12,94,327.00		-	12,94,327.00	40%	8,37,859.75	-	1,82,586.90	10,20,446.65	2,73,880.35	4,56,467.25
125	Computer Software	1,43,370.00		-	1,43,370.00	25%	36,210.74	-	26,789.82	63,000.56	80,369.44	1,07,159.26
126	Books	12,89,472.00	2,18,022.00	-	15,07,494.00	5%	2,00,946.75	-	61,562.37	2,62,509.12	12,44,984.88	10,88,525.25
127	Electrical Fitting	31,713.00		-	31,713.00	15%	11,012.58	-	3,105.06	14,117.64	17,595.36	20,700.42
128	Furniture	5,49,097.00	26,550.00	-	5,75,647.00	25%	3,71,900.39	-	45,151.51	4,17,051.90	1,58,595.10	1,77,196.61
129	Projector	1,89,271.00		-	1,89,271.00	20%	80,027.55	-	21,848.69	1,01,876.24	87,394.76	1,09,243.45
130	Water Filter	9,000.00		-	9,000.00	15%	2,947.88	-	907.82	3,855.70	5,144.30	6,052.12
	<b>M.A Psychology :</b>											
131	Books	15,909.00		-	15,909.00	5%	10,540.64	-	268.42	10,809.06	5,099.94	5,368.36
	<b>History Archaeology :</b>											
132	Books	8,546.00		-	8,546.00	5%	8,546.00	-	-	8,546.00	-	-
	<b>Platinum Jubilee Memorial Auditorium</b>											
133	Building	1,18,22,930.73		-	1,18,22,930.73	5%	85,48,649.91	-	1,63,714.04	87,12,363.95	31,10,566.78	32,74,280.82
134	Aura Turbine Ventilator	1,02,224.00		-	1,02,224.00	20%	73,682.93	-	5,708.21	79,391.14	22,832.86	28,541.07
135	Furniture	5,23,074.00		-	5,23,074.00	25%	4,97,183.31	-	6,472.67	5,03,655.98	19,418.02	25,890.69
136	College Main Gate	3,85,784.00		-	3,85,784.00	5%	1,66,189.59	-	10,979.72	1,77,169.31	2,08,614.69	2,19,594.41
137	Rain Water Harvest	4,64,254.00		-	4,64,254.00	5%	1,56,034.66	-	15,410.97	1,71,445.63	2,92,808.37	3,08,219.34
138	Servants' Quarters	50,705.00		-	50,705.00	10%	34,793.23	-	1,591.18	36,384.41	14,320.59	15,911.77
139	Bio-Gas Plant	2,80,000.00		-	2,80,000.00	20%	2,55,931.71	-	4,813.66	2,60,745.37	19,254.63	24,068.29
	<b>Assets acquired out of UBCHEA Grant</b>											
140	LCD Projector	69,750.00		-	69,750.00	20%	65,752.62	-	799.48	66,552.10	3,197.90	3,997.38
141	Lab Equipments	3,05,900.00		-	3,05,900.00	20%	2,88,989.58	-	3,382.08	2,92,371.66	13,528.34	16,910.42
142	Computer & Accessories	2,89,064.00		-	2,89,064.00	40%	2,52,397.33	-	14,666.67	2,67,064.00	22,000.00	36,666.67
143	High Speed Refrigerated Centrifuge	1,05,035.00		-	1,05,035.00	20%	97,204.02	-	1,566.20	98,770.22	6,264.78	7,830.98
144	Books	18,281.00		-	18,281.00	5%	4,033.88	-	712.36	4,746.24	13,534.76	14,247.12
145	Deep Freezer	2,07,000.00		-	2,07,000.00	20%	1,91,566.93	-	3,086.61	1,94,653.54	12,346.46	15,433.07
	<b>Total C/f</b>	<b>11,63,08,085.72</b>	<b>61,56,087.00</b>	<b>-</b>	<b>12,24,64,172.72</b>		<b>6,85,35,229.93</b>	<b>-</b>	<b>48,01,291.80</b>	<b>7,33,36,521.73</b>	<b>4,91,27,651.00</b>	<b>4,77,72,855.80</b>

Contd..

DIRECTORS

*(Handwritten signatures and initials)*

(As per our separate report of even date attached)



29 DEC 2020

## SCHEDULE: 5 FIXED ASSETS (HOSTEL AND MANAGEMENT)

Sl. No.	Description of Assets	Gross Block				Rate of Depn.	Depreciation				Net Block	
		Total cost as on 01.04.2019 (Rs.)	Additions during the year	Sale/ Adjust.	Total cost as on 31.03.2020 (Rs.)		Depreciation upto 01.04.2019 (Rs.)	Sale / Adjust	Depreciation for the year	Depreciation upto 31.03.2020 (Rs.)	As on 31.03.2020 (Rs.)	As on 31.03.2019 (Rs.)
	Total B/f	11,63,08,085.72	61,56,087.00	-	12,24,64,172.72		6,85,35,229.93	-	48,01,291.80	7,33,36,521.73	4,91,27,651.00	4,77,72,855.80
146	Transformer	37,78,615.00		-	37,78,615.00	15%	30,34,702.42	-	1,11,586.89	31,46,289.31	6,32,325.69	7,43,912.58
147	Furniture & Fixtures	50,897.00	-	-	50,897.00	25%	30,290.17	-	5,151.71	35,441.88	15,455.12	20,606.83
148	Note Counting Machine	17,272.00		-	17,272.00	20%	15,339.71	-	386.46	15,726.17	1,545.83	1,932.29
149	Weed cutter	28,611.00		-	28,611.00	20%	24,878.21	-	746.56	25,624.77	2,986.23	3,732.79
150	Mca seminar hall	84,01,014.00		-	84,01,014.00	5%	31,48,977.97	-	2,62,601.80	34,11,579.77	49,89,434.23	52,52,036.03
151	Public Addressing System	1,64,522.00		-	1,64,522.00	20%	1,37,812.14	-	5,341.97	1,43,154.11	21,367.89	26,709.86
	<b>Assets acquired out of Ford Foundation Grant</b>											
152	Lectern Stand	39,419.00		-	39,419.00	25%	34,820.33	-	1,149.67	35,970.00	3,449.00	4,598.67
153	Books	11,147.00		-	11,147.00	5%	2,918.67	-	411.42	3,330.09	7,816.91	8,228.33
154	Furniture	27,900.00		-	27,900.00	25%	24,981.72	-	729.57	25,711.29	2,188.71	2,918.28
155	Electrical fittings	2,32,176.00		-	2,32,176.00	15%	1,56,308.61	-	11,380.11	1,67,688.72	64,487.28	75,867.39
156	Computer & Accessories	79,480.00		-	79,480.00	40%	77,421.87	-	823.25	78,245.12	1,234.88	2,058.13
157	Camera	10,700.00		-	10,700.00	20%	8,160.95	-	507.81	8,668.76	2,031.24	2,539.05
	<b>Assets acquired out of UCCANA Grant</b>											
158	Computer & Accessories	2,13,725.00		-	2,13,725.00	40%	2,11,712.76	-	804.90	2,12,517.66	1,207.34	2,012.24
	<b>Total</b>	<b>12,93,63,563.72</b>	<b>61,56,087.00</b>	<b>-</b>	<b>13,55,19,650.72</b>		<b>7,54,43,555.46</b>	<b>-</b>	<b>52,02,913.92</b>	<b>8,06,46,469.38</b>	<b>5,48,73,181.35</b>	<b>5,39,20,008.27</b>

DIRECTORS

*(Signatures of Directors)*

(As per our separate report of even date attached)



29 DEC 2020



**THE UNION CHRISTIAN COLLEGE, ALWAYS**

**SCHEDULE: 5 FIXED ASSETS (COLLEGE)**

Sl. No.	Description of Assets	Gross Block				Depreciation					Net Block	
		Total cost as on 01.04.2019	Additions during the year	Sale/ Adjust.	Total cost as on 31.03.2020	Rate of Depn.	Depreciation upto 01.04.2019	Sale / Adjust.	Depreciation for the year	Depreciation upto 31.03.2020	As on 31.03.2020	As on 31.03.2019
1	Land	7,50,000.000	-	-	7,50,000.00		-	-	-	-	7,50,000.00	7,50,000.00
2	Building 1st class construction	16,65,244.250	-	-	16,65,244.25	5%	14,06,245.62	-	12,949.93	14,19,195.55	2,46,048.70	2,58,998.63
3	Building 2nd class construction	10,68,275.930	-	-	10,68,275.93	5%	9,48,582.16	-	5,984.69	9,54,566.85	1,13,709.08	1,19,693.77
4	Women's Hostel Building	10,74,451.200	-	-	10,74,451.20	5%	6,45,130.06	-	21,466.06	6,66,596.12	4,07,855.08	4,29,321.14
5	Play ground	37,869.510	-	-	37,869.51	5%	37,844.46	-	1.25	37,845.71	23.80	25.05
6	Electrical fittings	47,485.500	-	-	47,485.50	15%	47,403.36	-	12.32	47,415.68	69.82	82.14
7	Student's welfare facilities	15,140.590	-	-	15,140.59	15%	15,134.01	-	0.99	15,135.00	5.59	6.58
8	Road, Lights and gates	3,288.320	-	-	3,288.32	5%	3,086.76	-	10.08	3,096.84	191.48	201.56
9	Furniture and appliances	4,86,131.000	-	-	4,86,131.00	25%	4,85,676.84	-	113.54	4,85,790.38	340.62	454.16
10	Laboratory apparatus & equipments	7,44,849.100	-	-	7,44,849.10	20%	7,43,498.28	-	270.16	7,43,768.44	1,080.66	1,350.82
11	Library books	15,37,636.710	-	-	15,37,636.71	5%	12,42,390.28	-	14,762.32	12,57,152.60	2,80,484.11	2,95,246.43
12	Office machinery	15,527.840	-	-	15,527.84	20%	15,505.78	-	4.41	15,510.19	17.65	22.06
13	Hurdles	1,800.000	-	-	1,800.00	20%	1,798.94	-	0.21	1,799.15	0.85	1.06
14	Shooting range	2,005.900	-	-	2,005.90	5%	1,886.51	-	5.97	1,892.48	113.42	119.39
15	Record player	2,452.000	-	-	2,452.00	20%	2,451.50	-	0.10	2,451.60	0.40	0.50
16	Laboratory equipments and appliances(grant)	18,58,398.880	-	-	18,58,398.88	20%	18,42,778.54	-	3,124.07	18,45,902.61	12,496.27	15,620.34
17	Botanical garden	500.000	-	-	500.00	5%	468.31	-	1.58	469.89	30.11	31.69
18	Sports pavilion & stadium	24,335.730	-	-	24,335.73	5%	21,929.94	-	120.29	22,050.23	2,285.50	2,405.79
19	Type writer	29,461.420	-	-	29,461.42	15%	29,318.80	-	21.39	29,340.19	121.23	142.62
20	Chalk Board	1,382.730	-	-	1,382.73	25%	1,377.71	-	1.26	1,378.97	3.76	5.02
21	Black Board	6,490.000	-	-	6,490.00	25%	6,404.91	-	21.27	6,426.18	63.82	85.09
22	Laboratory apparatus & equipments (gifts)	35,225.000	-	-	35,225.00	20%	35,050.48	-	34.90	35,085.38	139.62	174.52
23	Office building	2,26,850.080	-	-	2,26,850.08	5%	1,78,159.89	-	2,434.51	1,80,594.40	46,255.68	48,690.19
24	Computer	5,72,214.680	-	-	5,72,214.68	40%	5,72,135.98	-	31.48	5,72,167.46	47.22	78.70
25	Mess hall	11,86,307.460	-	-	11,86,307.46	5%	8,19,031.29	-	18,363.81	8,37,395.10	3,48,912.36	3,67,276.17
26	MB Block	47,78,222.000	-	-	47,78,222.00	5%	1,18,473.72	-	2,32,987.41	3,51,461.13	44,26,760.87	46,59,748.28
	<b>Total</b>	<b>1,61,71,545.83</b>	<b>-</b>	<b>-</b>	<b>1,61,71,545.83</b>		<b>92,21,764.13</b>	<b>-</b>	<b>3,12,724.00</b>	<b>95,34,488.13</b>	<b>66,37,057.70</b>	<b>69,49,781.70</b>

DIRECTORS

*(Handwritten signatures of directors)*

(As per our separate report of even date attached)


29 DEC 2020



**THE UNION CHRISTIAN COLLEGE,ALWAYE**

**SCHEDULE: 5 FIXED ASSETS ACQUIRED UNDER DIRECT PAYMENT SYSTEM (COLLEGE)**

Sl. No.	Description of Assets	Gross Block			Depreciation					Net Block		
		Total cost as on 01.04.2019	Additions during the year	Sale/ Adjust.	Total cost as on 31.03.2020	Rate of Deprn.	Depreciation upto 01.04.2019	Sale / Adjust.	Depreciation for the year	Depreciation upto 31.03.2020	As on 31.03.2020	As on 31.03.2019
1	Women's Hostel Building	1,12,98,976.00	-	-	1,12,98,976.00	5%	37,85,629.25	-	3,75,667.34	41,61,296.59	71,37,679.41	75,13,346.75
2	Building	7,10,816.90	-	-	7,10,816.90	5%	2,39,235.69	-	23,579.06	2,62,814.75	4,48,002.15	4,71,581.21
3	Polyhouse	93,600.00	-	-	93,600.00	5%	21,374.73	-	3,611.26	24,985.99	68,614.01	72,225.27
4	Library books	69,36,581.82	3,49,683.00	-	72,86,264.82	5%	24,52,948.38	-	2,36,604.10	26,89,552.48	45,96,712.34	44,83,633.44
5	Air condition	1,78,900.00	-	-	1,78,900.00	15%	86,181.92	-	13,907.71	1,00,089.63	78,810.37	92,718.08
6	Generator	6,70,666.00	-	-	6,70,666.00	15%	5,12,508.08	-	23,723.69	5,36,231.77	1,34,434.23	1,58,157.92
7	Electrical Equipments	10,90,789.00	59,574.00	-	11,50,363.00	15%	5,94,068.09	-	81,301.24	6,75,369.33	4,74,993.67	4,96,720.91
8	Laboratory Apparatus&equipments	2,54,63,445.20	2,06,497.00	-	2,56,69,942.20	20%	1,62,87,711.61	-	18,72,060.36	1,81,59,771.97	75,10,170.23	91,75,733.59
9	Display Unit	9,16,362.00	-	-	9,16,362.00	20%	7,82,482.76	-	26,775.85	8,09,258.61	1,07,103.39	1,33,879.24
10	Water Purifier	65,190.00	-	-	65,190.00	20%	43,756.67	-	4,286.67	48,043.34	17,146.66	21,433.33
11	Xerox Machine	2,64,400.00	-	-	2,64,400.00	20%	2,31,309.94	-	6,618.01	2,37,927.95	26,472.05	33,090.06
12	Furniture	14,32,050.60	72,199.00	-	15,04,249.60	25%	9,72,141.99	-	1,29,131.39	11,01,273.38	4,02,976.22	4,59,908.61
13	Computer, Printer &Accessories	1,18,84,207.00	2,41,171.00	-	1,21,25,378.00	40%	1,08,35,902.33	-	4,81,241.71	1,13,17,144.04	8,08,233.96	10,48,304.67
14	Computer Software	7,79,754.00	-	-	7,79,754.00	25%	4,27,547.10	-	88,051.73	5,15,598.83	2,64,155.17	3,52,206.90
15	Table Tennis Board	15,085.00	-	-	15,085.00	20%	12,505.76	-	515.85	13,021.61	2,063.39	2,579.24
16	Fitness Equipments	3,70,219.00	-	-	3,70,219.00	20%	2,42,460.29	-	25,551.74	2,68,012.03	1,02,206.97	1,27,758.71
	<b>Total</b>	<b>6,21,71,042.52</b>	<b>9,29,124.00</b>	<b>-</b>	<b>6,31,00,166.52</b>		<b>3,75,27,764.59</b>	<b>-</b>	<b>33,92,627.71</b>	<b>4,09,20,392.30</b>	<b>2,21,79,774.22</b>	<b>2,46,43,277.93</b>

DIRECTORS 

(As per our separate report of even date attached)




29 DEC 2020



THE UNION CHRISTIAN COLLEGE, ALWAYS

FIXED ASSETS SUMMARY

	Gross Block	Depreciation	Net Block
College Assets	1,61,71,545.83	95,34,488.13	66,37,057.70
Assets purchased under direct payment system	6,31,00,166.52	4,09,20,392.30	2,21,79,774.22
Hostel and Management Assests	13,55,19,650.72	8,06,46,469.38	5,48,73,181.34
	<b>21,47,91,363.07</b>	<b>13,11,01,349.81</b>	<b>8,36,90,013.26</b>

DIRECTORS 

(As per our separate report of even date attached)



29 DEC 2020

THE UNION CHRISTIAN COLLEGE, ALWAYE

SCHEDULE : 9

SIGNIFICANT ACCOUNTING POLICIES AND NOTES TO ACCOUNTS FORMING PART OF THE ACCOUNTS FOR THE YEAR ENDED 31ST MARCH,2020 :

**A Significant accounting policies :**

1. Basis of Accounting

- a) Income Recognition : The college is following cash system of accounting in respect of major incomes and expenses.
  - b) Fixed Assets : Assets put to use have been stated at cost less depreciation.
  - c) Depreciation : Depreciation on fixed assets has been provided on written down value method at the rates adopted by the management taking into consideration the useful life of each assets. Depreciation has been calculated on the value of fixed assets which includes appreciation on revaluation of assets in 1953 and 1977 totally amounting to Rs. 15,13,827.02. Depreciation has also been provided on assets purchased under direct payment system, which is shown in the schedule of fixed assets.
  - d) Investments : The investments are stated at cost.
  - e) Grants : Grant received from University Grants Commission is transferred to Capital Fund on utilisation of such grants.
- 2 The college does not incur any expenditure by way of salary and other allowances of members of Management Committee. Most of the members of management committee are members of teaching staff, whose salaries and allowances are paid by the Government of Kerala under direct payment system.
- 3 Under the direct payment system, the College can pay for various expenses within the limits prescribed by the State Government under various heads of expenditure, out of special fees collected from students, which are deposited in treasury accounts. However, if any amount in excess of limits prescribed by the State Government under each head is incurred, such excess amounts are written off as expenditures of College. As and when grant amounts are received towards the above expenditures, the same are credited in Income and Expenditure account of the relevant year of receipts. The unspent balance of grant pending utilisation is shown under the Schedule 4 "Current Liabilities".

DIRECTORS:

*(Handwritten signatures of directors)*

*As per our separate report of even date attached.*

29 DEC 2020





THE UNION CHRISTIAN COLLEGE, ALWAYS

- 9 The Income and Expenditure account of College does not include expense out of the grants received. Grants received for expenses during the year were Rs 16458604/- (Schedule CC). Amount utilised out of grants received for expenses were Rs 4071251/- (Schedule DD).

The unspent amount of grants received is shown under the Schedule 4 "Other Liabilities" in the Balance Sheet and the excess payment is shown under the head "Loans, Advances & Deposits" in the Schedule 8 "Current Assets, Loans and Advances".

- 10 Under the direct payment system, the special fees collected from students are deposited in treasury account, and the college can acquire fixed assets for various departments by utilising the same. As and when assets are acquired out of special fees, such assets are shown separately in the Balance Sheet. During the year ended 31.03.2020 a sum of Rs.5,13,550/- was spent out of special fees received for acquisition of fixed assets. Since the assets have to be capitalised, a sum of Rs.5,13,550/- is now transferred to respective fixed assets account by corresponding credit to Capital Reserve account.
- 11 Donation received from parents of students for College Development Fund, Student Amenity Fund, and donation to Women's Hostel Development Fund are treated as capital receipts and credited to Capital Fund.
- 12 Loans and advances, other liabilities, caution deposit from students, other deposits, some of the bank balances and balances with Government treasury shown in the Balance Sheet are subject to confirmation/reconciliation.
- 13 Mess expenses and other establishment expenses incurred in respect of SC/ST/OEC and sports students amounts to Rs.35,68,492/-. During the year the college has received Rs. 48,40,730/- towards hostel dues which includes mess expenses, rent, electricity, water charges etc of SC/ST/OEC and sports students, on the basis of bills submitted. The surplus in collection amounting to Rs.12,72,238/- is transferred to the Income and Expenditure Account of management for the year ended 31st March, 2020.

DIRECTORS:

*(Handwritten signatures of directors)*

*As per our separate report of even date attached.*



29 DEC 2020

**THE UNION CHRISTIAN COLLEGE, ALWAYS**

	As at 31st March,2020	As at 31st March,2019
	`Rs.	Rs.
<b><u>ANNEXURE: 1</u></b>		
<b><u>CAUTION MONEY DEPOSIT</u></b>		
College	32,88,503.65	31,65,143.65
Hostel Students	5,96,210.00	5,56,710.00
MCA Course	29,12,500.00	27,02,500.00
BSc Computer Maintenance & Electronics	2,86,500.00	2,80,500.00
BSc BT & SP	2,67,320.00	2,59,820.00
MBA	6,06,000.00	6,05,000.00
Archeology	1,62,500.00	1,42,500.00
B.Com	5,11,500.00	4,81,500.00
MSc Bio-Technology	1,88,885.00	1,91,385.00
MSc Bio-Informatics	1,53,786.00	1,21,286.00
	<b>89,73,704.65</b>	<b>85,06,344.65</b>

**ANNEXURE: 2****SECURITY DEPOSITS RECEIVED**

Security deposit for auditorium booking	1,26,000.00	1,14,000.00
Security deposit-MCA Building	1,00,000.00	1,00,000.00
Deposit For Academic Block Construction	7,580.00	7,580.00
Security deposit-MCA Seminar Hall	10,000.00	10,000.00
Deposit from Canteen Licencee	800.00	800.00
Deposits from Research Scholars	2,100.00	2,100.00
Security Deposit received from South Indian Bank	30,000.00	30,000.00
Deposit for UGC Women's Hostel Construction	-	35,000.00
Others	3,420.00	3,420.00
Security Deposit For Office Automation Software	12,500.00	12,500.00
	<b>2,92,400.00</b>	<b>3,15,400.00</b>

**ANNEXURE: 3****UNSPENT BALANCES UNDER DIRECT PAYMENT SYSTEM:****Special fees:**

Admission fee	31,750.00	225.00
Application form fee	26,400.00	16,210.00
Association fee	49,430.00	19,534.00
Athletics fee	1,06,552.00	33,594.00
Audio Visual fee	23,088.00	9,997.00



**THE UNION CHRISTIAN COLLEGE, ALWAYS**

	As at 31st March,2020	As at 31st March,2019
	Rs.	Rs.
Calender Fee	86,895.00	595.00
Group Personal Accident Insurance	4,093.00	1,239.00
Laboratory fee	2,57,097.00	72,007.00
Library fee	1,10,832.00	83,204.00
Magazine fee	-	85,485.00
Matriculation fee	53,300.00	27,500.00
Medical fee	10,007.00	4,705.00
Students Aid Fund	14,550.00	4,435.00
Sports Affiliation fee	1,40,159.00	79,942.00
Stationery fee	-	19,259.00
Students welfare fund	-	800.00
Womens Cell	8,315.00	905.00
<b>TOTAL (A)</b>	<b>9,22,468.00</b>	<b>4,59,636.00</b>

**Other Fees:**

University Affiliation fee	1,09,682.00	13,420.00
University Examination fee	10,85,973.00	14,88,223.00
University Union fee	-	5,780.00
Provisional Certificate	75.00	75.00
Special fee not specified	18,623.00	18,623.00
<b>TOTAL (B)</b>	<b>12,14,353.00</b>	<b>15,26,121.00</b>

**Scholarships and Concessions:**

State Merit Scholarship	6,725.00	6,725.00
National Merit Scholarship	880.00	880.00
University Merit Scholarship	1,200.00	1,200.00
CSIR Scholarship	20,304.84	20,304.84
Scholarship to blind	16,150.00	16,150.00
Cultural Scholarship	700.00	700.00
OEC-Stipend	4,41,409.87	4,41,409.87
Planning Forum(New Account)	3,567.10	3,567.10
USAF	11,355.00	11,355.00
ST-Stipend (Old)	2,335.00	2,335.00
Sports Scholarship	750.00	750.00
University Youth Festival Prize	1,750.00	1,750.00
University Sports Prize	337.00	337.00

**THE UNION CHRISTIAN COLLEGE, ALWAYS**

	As at 31st March,2020	As at 31st March,2019
	`Rs.	Rs.
Fisheries LSG & Stipend	77,245.00	2,701.00
Lakshadweep Books	11,590.00	11,590.00
Lakshadweep Mess	17,422.00	17,422.00
ABLC/TF/SF/EF- E-Grant Payable	25,63,255.00	17,85,948.00
LDST Grant	1,35,472.00	1,61,289.00
Post - Matric Scholarship (PMS)	28,095.00	28,095.00
	<b>33,40,542.81</b>	<b>25,14,508.81</b>
Less : Amount paid as per Audit Objection	7,51,803.00	7,51,803.00
Less : Amount utilised as per order of Government of Kerala	5,45,486.05	4,60,290.05
<b>TOTAL (C)</b>	<b>20,43,253.76</b>	<b>13,02,415.76</b>

**Grants Under Various Schemes:**

EAC Grant	221.70	221.70
FIP of PJC	70,410.55	70,410.55
UGC JRF	56,627.00	56,627.00
UGC Research Scholarship	9,770.00	9,770.00
UGC Major Research Programme	49,454.99	49,454.99
UGC-Biological Technics & Specimen Preparation	0.56	0.56
University Research Scholarship	20,436.88	20,436.88
UGC-Mess Hall Fund	45.69	45.69
UGC Remedial Coaching	26,090.00	26,090.00
<i><u>Pending utilisation-9th Plan:</u></i>		
<i><u>Books</u></i>	2,248.00	2,248.00
Library	0.22	0.22
Extension	200.00	200.00
<i><u>Malayalam -books</u></i>	248.00	248.00
History- extension	26.25	26.25
Malayalam-PTAC	9,000.00	9,000.00
UGC-Under Graduate Development grant Pending utilisation-10	1,01,669.00	1,01,669.00
<i><u>UGC Grant for Seminar on Human Rights</u></i>	4,484.00	4,484.00
UGC One time grant	243.00	243.00
Grant from Madras School of Economics	42.00	42.00
UGC Grant for Instrumentation & Maintenance Facility	1,602.00	1,602.00
UGC Seminar -Anil Thomas Koshy	1,250.00	1,250.00
UGC Seminar On Fuzzy Mathamatics- A Sunny Kuriakose	500.00	500.00
UGC PGD History (11 th Plan)	496.00	496.00



THE UNION CHRISTIAN COLLEGE, ALWAYE

	As at 31st March,2020	As at 31st March,2019
	Rs.	Rs.
UGC Minor Research Programme-Anlia E I	56.00	56.00
UGC Minor Research Programme-Muse Mary George	2,478.00	2,478.00
UGC Minor Research Programme-Dr. Seena Mathai	15.00	15.00
UGC Minor Research Programme - Rachel Reena Philip	86.00	86.00
UGC Minor Research Programme - Tresa Divya	1.00	1.00
UGC Minor Research Programme - Reshmi R (Physics)	-	7,173.00
KSCSTE RRP	23,005.00	26,532.00
UGC Csr Indore Rrp	13,180.00	1,36,380.00
COC Computer science	-	3,28,569.00
Manu Punnen John(MRP)	-	34,983.00
UGC Minor Research Programme - KSCSTE Anil Kumar	29,322.00	29,322.00
UGC Seminar Sherly Thomas	1,000.00	1,000.00
UGC Seminar ES Jeevanand	254.00	254.00
DST Physics - EIA	2,32,678.00	2,16,312.00
UGC Seminar Manju M George	55,000.00	55,000.00
UGC Remedial Coaching - XII th Plan	8,000.00	8,000.00
Walk with scholar Sebastian Joseph	75,342.00	66,892.00
Kerala Start up Mission Grant (Jibin Jose)	1,50,316.00	1,50,316.00
KSCSTE Dr. Reshmi R (physics Department)	-	91,553.00
SERB-SHINOJ	1,20,273.86	98,958.86
RUSA (Rashtriya Uchhatar Siksha Abhiyan Scheme)	35,01,438.00	10,01,438.00
JRF Salary Payable to Neethumol Varghese	1,31,200.00	2,52,000.00
DCE/SSP	-	21,500.00
DST/SERB/RESHMI R/SARANYA SASI	47,670.00	5,24,500.00
KSCSTE Students Project	8,000.00	17,000.00
KSWDC (Tresa Divya TJ)	-	10,000.00
DST/WOS-(A)/RRP/JULIE/PHYSICS	1,30,329.00	1,97,630.00
UGC FIP Salary	-	5,50,918.00
DCE/SSP Dr Ajalesh B Nair	26,750.00	-
Star College Scheme MST/DBT/Jenish Paul	67,68,934.00	-
	<b>1,16,80,393.70</b>	<b>41,83,932.70</b>
<b>Less:</b>		
DST FIST (SERB) Physics RRP	27,000.00	27,000.00
DST FIST Botany	1,93,935.00	1,93,935.00
UGC PGD Economics -11th Plan	4,752.00	4,752.00
UGC Carrier Oriented Programme-Manju	69,552.00	69,552.00
UGC Minor Research Programme-Molina Susan Thomas	31,280.00	31,280.00
<b>TOTAL (D)</b>	<b>1,13,53,874.70</b>	<b>38,57,413.70</b>
<b>GRAND TOTAL (A)+(B)+(C)+(D)</b>	<b>1,55,33,949.46</b>	<b>71,45,586.46</b>

**THE UNION CHRISTIAN COLLEGE, ALWAYE**

	As at 31st March,2020	As at 31st March,2019
	Rs.	Rs.
<b><u>ANNEXURE: 4</u></b>		
<b><u>EXCESS PAYMENTS UNDER DIRECT PAYMENT SYSTEM:</u></b>		
<b><u>Special Fees:</u></b>		
Magazine fee	1,19,513.00	-
Stationery fee	19,052.00	-
Students welfare fund	7,380.00	-
<b><u>Other Fees:</u></b>		
University Union fee	9,195.00	-
<b><u>Scholarships and Concessions:</u></b>		
OEC Fees Self	35,092.00	35,092.00
SC Self Fees	2,43,242.00	2,43,242.00
Lakshadweep LSG/Stipend	47,158.00	47,158.00
Collection From Inter Church Fellowship Staff	15,000.00	15,000.00
<b><u>UGC 9th Plan Grant:</u></b>		
UGC UGD -Equipment	1,499.59	1,499.59
PG Malayalam Extension	10,014.00	10,014.00
PG Malayalam Equipment	1,480.00	1,480.00
PG Chemistry Extension	263.00	263.00
PG Botany Books	93.30	93.30
PG Chemistry Books	100.00	100.00
PG English Books	19.00	19.00
PG History Books	187.00	187.00
PG History PTAC	2,251.00	2,251.00
PG Maths books	200.00	200.00
PG Physics Books	99.40	99.40
PG Physics PTAC	9,000.00	9,000.00
<b><u>UGC-P.G Development grant-10th Plan</u></b>		
Chemistry	1,961.00	1,961.00
Botany	9,770.00	9,770.00
History	13,383.00	13,383.00
Malayalam	4,533.00	4,533.00
Economics	12,394.00	12,394.00
<b>UGC 11th Plan - Womens Hostel</b>	<b>4,45,081.00</b>	<b>4,45,081.00</b>
AB Block/Library Renovation	1,88,234.00	1,88,234.00
MRP Botany	0.03	0.03
UGC Building Grant	2,42,393.86	2,42,393.86
UGC Fuzzy Maths Seminar	19,763.75	19,763.75
BSc Computer Maintenance	98,341.90	98,341.90



THE UNION CHRISTIAN COLLEGE, ALWAYS

	As at 31st March,2020	As at 31st March,2019
	`Rs.	Rs.
BSc. Computer Science	32,750.00	32,750.00
Archaeology & Museology	1,64,395.00	1,64,395.00
Orientation Programme for teachers	1,701.00	1,701.00
UGC basic grant	13,720.64	13,720.64
UGC 11th plan College Assistance	1,04,833.00	1,04,833.00
Indian Space Research Organisation	37.00	37.00
KSCSTE--WSD--RJ	36,451.00	36,451.00
FIST Programme Grant-Chemistry	41,935.00	41,935.00
UGC PGD English (11 Plan)	10,170.00	10,170.00
UGC PGD Physics (11 Plan)	750.00	750.00
UGC PGD Malayalam (11 Plan)	10,680.00	10,680.00
University JRF	51,227.00	51,227.00
UGC Minor Research Programme-Shirley Thomas	4,564.00	4,564.00
UGC Grant for Sports	11,699.00	11,699.00
UGC -Career and Councelling Cell	6,097.00	6,097.00
Coaching Class SC/ST/OBC entry in service	5,004.00	5,004.00
Ugc- Infrastructure Rejuvenation Grant	1,51,984.00	1,51,984.00
Career Oriented Course - Chemistry	82,859.00	82,859.00
UGC Additional Grant XI Plan	84,380.00	84,380.00
UGC Dev. Assi. for UG-XII Plan	2,58,090.00	2,58,090.00
UGC XII Plan General Devp Assis(Block Grant)	-	17,50,000.00
UGC XII PLAN NEW WOMEN'S HOSTEL	8,00,000.00	40,00,000.00
DAE BRNS EIA Physics	29,028.00	29,028.00
DST WOS Sreeja VG	26,610.00	26,610.00
KSWDC (Tresa Divya TJ)	10,000.00	-
KSCSTE Dr. Reshmi R (physics Department)	49,108.00	-
	<b>35,44,766.47</b>	<b>82,80,518.47</b>

ANNEXURE: 5EXCESS SPENT (SCHOLARSHIP)

Scranton Scholarship	4,78,194.00	4,78,194.00
Trinity Scholarship	1,57,915.00	1,57,915.00
	<b>6,36,109.00</b>	<b>6,36,109.00</b>

ANNEXURE: 6CASH BALANCE

College		
Main cash balance	1,55,491.00	49,689.00
Contingencies and Maintenance	2,918.00	17,674.00
Management	4,100.00	4,100.00
	<b>1,62,509.00</b>	<b>71,463.00</b>

**THE UNION CHRISTIAN COLLEGE, ALWAYS**

	As at 31st March,2020	As at 31st March,2019
	`Rs.	Rs.
<b><u>ANNEXURE: 7</u></b>		
<b><u>BALANCE IN SAVINGS BANK ACCOUNTS</u></b>		
<b><u>Scheduled Banks</u></b>		
<b><u>Management:</u></b>		
State Bank of India A/c No.89633	31,88,234.75	30,91,070.75
State Bank of India A/c No.92737	12,40,125.38	11,50,229.14
State Bank of India A/c No.93413	13,768.08	1,041.08
State Bank of India A\C No:33409633016	64,509.85	4,211.01
Bank of India A/c No.856610110001050	2,42,859.00	2,46,602.00
Bank Of India A/C 856610110002009	19,903.00	19,233.00
Bank of India A/c No.856610110001328	14,598.00	14,106.00
Bank of India A/c No.210	4,46,003.50	15,49,353.23
Bank of India A/c No.6445	2,43,722.53	1,47,307.53
Bank Of India A/c No.6451	16,780.29	16,216.29
The Federal Bank Ltd. A/C 12210100186353 (MCA)	32,24,250.26	24,36,462.86
The Federal Bank Ltd 12210100206961	7,40,055.00	2,33,018.00
The Federal Bank Limited A/c No.76448	87,370.06	84,247.06
The Federal Bank Limited 12210100214916	44,76,662.83	23,35,549.43
South Indian Bank Limited 076	4,09,339.96	54,330.00
Kerala Gramin Bank A/c No.2892	10,27,352.00	-
<b>Total (A)</b>	<b>1,54,55,534.49</b>	<b>1,13,82,977.38</b>

**College:****In Savings Bank Accounts**

Bank of India SB A/C No.6472	41,582.00	16,189.00
Bank of India SB A/c No.6996	17,982.00	1,39,579.00
Bank Of India A/C No.856610110003110	934.60	902.60
Bank Of India A/c No. 856610110008112	1,76,684.16	1,46,369.16
Bank Of India A\C No.7237	9,209.00	8,899.00
Bank of India SB A/c No:6448	4,287.00	4,143.00
Bank of India SB A/c No; 8028	-	1,48,910.50
Bank of India A/c No. 8129 (jibin)	1,64,684.44	1,59,084.44
Bank of India A/c No. 8363	36,626.40	38,085.40
Bank of India SB A/c No; 8161	1,237.75	1,134.75
Bank of India SB A/c No. 856610110008364	1,38,537.54	2,17,140.30
Bank of India SB A/c No. 856610110008400	2,69,422.30	2,44,696.30
Bank of India A/c No: 856610110009076	55,382.48	5,24,500.00



**THE UNION CHRISTIAN COLLEGE, ALWAYS**

	As at 31st March,2020	As at 31st March,2019
	`Rs.	Rs.
Bank of India A/c No: 856610110009605	27,417.00	-
Bank of India A/c No: 856610110009043	69,45,585.00	-
State Bank Of India A/c No.0055	3,28,137.00	31,338.00
State Bank Of India A/C 57044490944	1,18,413.35	2,60,409.35
Central Bank of India SB A/c No:2501	1,47,929.30	2,62,819.00
Central Bank of India SB A/C No.3968	10,71,666.10	19,49,817.70
<b>Total (B)</b>	<b>95,55,717.42</b>	<b>41,54,017.50</b>
<b>Grand Total (A)+(B)</b>	<b>2,50,11,251.91</b>	<b>1,55,36,994.88</b>
<b><u>With Others</u></b>		
<b><u>Kadungalloor Service Co-operative</u></b>		
Bank Ltd.,Alwaye-A/c:No 6437	26,554.30	25,536.30
<b><u>Kadungalloor Service Co-operative</u></b>		
Bank Ltd.,Alwaye-A/c No 7336	21,708.70	20,876.70
	<b>48,263.00</b>	<b>46,413.00</b>
<b><u>In Current accounts-College</u></b>		
State Bank of India CA A/c No.57044384073	4,68,210.89	4,87,859.89
State Bank of India CA A/c No.30859758577	29,53,543.75	25,51,143.50
State Bank of India A/c No.38250125353	35,74,438.00	10,01,438.00
	<b>69,96,192.64</b>	<b>40,40,441.39</b>
<b><u>ANNEXURE: 8</u></b>		
<b><u>BALANCE IN FIXED DEPOSIT ACCOUNTS</u></b>		
<b><u>Scheduled Banks</u></b>		
State Bank of India	4,71,486.00	4,45,159.00
The Federal Bank Limited	1,55,113.00	1,26,073.00
Bank of India	86,20,337.22	83,55,320.22
North Malabar Gramin Bank	23,41,651.00	21,90,854.00
Syndicate Bank	2,24,447.82	2,11,789.77
HDFC Bank Limited	22,04,353.30	22,04,834.30
South Indian Bank Limited	75,00,000.00	-
	<b>2,15,17,388.34</b>	<b>1,35,34,030.29</b>
<b><u>With Others</u></b>		
HDFC Limited	36,02,755.47	36,02,755.47
6 year National Savings Certificate	5,000.00	5,000.00
	<b>36,07,755.47</b>	<b>36,07,755.47</b>

**THE UNION CHRISTIAN COLLEGE, ALWAYS**

	As at 31st March,2020	As at 31st March,2019
	`Rs.	Rs.
<b><u>ANNEXURE: 9</u></b>		
<b><u>CAPITAL ADVANCES</u></b>		
Self Financing Course building	1,00,000.00	1,00,000.00
Library Building	13,25,758.00	8,20,178.00
Dhanya Electricals	-	1,88,117.00
Aadikara Interiors Pvt Ltd	3,90,417.00	3,90,417.00
Bindhu M (Advance to Skinner Hostel Warden for Womens Hostel)	79,500.00	3,10,000.00
Completion Certificate (MCA Block)	20,000.00	
Eldo Varghese (C.T.Benjamin Hostel)	1,30,800.00	3,30,773.00
	<b>20,46,475.00</b>	<b>21,39,485.00</b>

**ANNEXURE: 10****ADVANCES TO DEPARTMENT/STAFF****A) DEPARTMENTS**

Benny Cherian	-	33,129.00
David Saj Mathew (Botany)	47,448.00	84,778.00
DR.A.V Alex	10,500.00	10,500.00
M.I. Punnoose	-	1,31,131.00
Bindu M (Dept Of Phy.Edn)	15,000.00	17,880.00
Eldo Varghese (Maths)	-	1,60,000.00
Jino Jose	-	6,500.00
Sibu M Eapen (Dept.Mal)	-	23,100.00
Syna Susan Abraham (Dept. Psych)	25,000.00	25,000.00
Tresa Divya Tj (Hist)	3,725.12	3,725.12
Joshi Paul	-	1,000.00
Manju M George ( Dept of Botany)	93,000.00	93,000.00
Veena Jose ( MCA HOD)	-	27,229.00
K.E Leelamma (Psychology)	-	5,000.00
K.S. Narayanan	5,000.00	5,000.00
Martin O.A.	-	4,500.00
Sony Varghese	-	3,000.00
Suraj E.S Mba Dpt	-	62,500.00
Shyam Mohan (Bio Informatics)	-	10,000.00
Dr. Ancy Eapen	2,300.00	2,300.00
Sebastian Joseph	49,500.00	49,500.00
Anila E I	9,660.00	9,660.00
THARA SIMON ADV/RF	6,000.00	6,000.00
Kurian C Soman	15,000.00	45,000.00
Anil Kumar (Dept of Botany)	28,000.00	7,000.00

ss/-



THE UNION CHRISTIAN COLLEGE, ALWAYS

	As at 31st March,2020	As at 31st March,2019
	Rs.	Rs.
Nino Baby	66,000.00	66,000.00
Jenee Peter (History Dept.) Adv/Rf	1,000.00	-
Divya P B ( MCA Dept.)	10,301.00	-
Elizabeth V Dept of Zoology (Adv/RF)	50,000.00	-
Madhu ( Dept of Physics) Adv/Rf	1,000.00	-
Cijin K Paul ( Computer Science)	65,000.00	-
<b>TOTAL (A)</b>	<b>5,03,434.12</b>	<b>8,92,432.12</b>

**B) STAFFS****Non Teaching Staffs**

Varghese Paul (ICIT)	61,645.00	66,645.00
Ajitha K.V	20,500.00	13,500.00
Anitha G (L.G.S)	9,000.00	15,000.00
Kumari K.A	5,500.00	15,500.00
Kumar	12,000.00	14,000.00
Sathi T	3,000.00	15,000.00
Lalitha	3,000.00	3,000.00
Paul P K	2,000.00	2,500.00
Biju Cherian ( Works Dept)_Adv/ RF	1,000.00	12,000.00
Ambika Mohanan (MBA Sweeper)	2,000.00	11,000.00
Krishnankutty - Security Advance	-	10,000.00
Mani M C ADV/RF	13,500.00	13,000.00
Ravikumar Watchman Adv/RF	27,000.00	38,000.00
Satheesh Chandran S R (MCA) ADV/RF	1,000.00	13,000.00
Basil Joseph ( Admin.Assit.Self.)	-	10,800.00
Bino Baby Adv/RF	-	65,000.00
Jipin KJ	-	55,000.00
Kala (Gardener)	4,000.00	1,000.00
Karthikeyan Security Adv	5,000.00	3,000.00
Main Warden Skinner Hostel Mess Adv/Rf	-	40,000.00
MATHEW T.J	3,926.80	3,926.80
Mohanan (Labourer)	10,000.00	10,000.00
POUL AVARACHAN ADV/RF	-	45,000.00
Pradeep ( Carpenter)	3,000.00	5,000.00
RAHULRAJ ADV/RF	-	65,000.00
RATHY	5,000.00	2,000.00
RITA C.V (LIB. AST.) ADV/RF	8,000.00	5,000.00
Sunil Kumar T	1,320.00	1,320.00
Rosamma	360.00	360.00
Neenu Johnson ( Mba Librarian ) Adv/Rf	14,000.00	11,000.00

THE UNION CHRISTIAN COLLEGE, ALWAYS

	As at 31st March,2020	As at 31st March,2019
	Rs.	Rs.
Sangeetha G Adv/Rf	-	65,000.00
Shainy T - Adv/Rf	-	45,000.00
RIYAMOL K C	9,000.00	-
Chandran K P Adv/RF( Works Dept)	6,000.00	-
Divya M D Adv/Ref	22,000.00	-
GOPALAN ( Carpenter)	5,000.00	-
Pradeep (Canteen)	40,000.00	-
Renju Chandran	10,000.00	-
	<b>3,07,751.80</b>	<b>6,75,551.80</b>
<b><u>Guest Lecturer</u></b>		
Ancella Roy (Dept. of Psychology)	16,000.00	16,000.00
Dhanya Chandran( History)	32,500.00	32,500.00
Dina Stephan K	-	90,000.00
Divya Divakaran	15,000.00	15,000.00
Dr. Anju Lakhumna	50,000.00	50,000.00
Jini Jimmy ( Zoology)	25,000.00	25,000.00
Lavesh P A ( Malayalam)	10,000.00	10,000.00
Parvathy G Menon ( Maths)	30,000.00	30,000.00
Salini Vijay Adv/Rf(Malayalam)	35,000.00	35,000.00
Sangeetha M S Dep History	37,500.00	37,500.00
Sajna Kareem (History)	32,500.00	32,500.00
Aswathy Sivaraman(Zoology)	-	40,000.00
Dr.Niladevi K N (Zoology)	1,40,000.00	1,35,000.00
Jisna Varghese(Chemistry)	5,000.00	5,000.00
Meenu Kurien	-	25,000.00
Merin P Johnny	85,000.00	80,000.00
Alphy Babu K (Maths)	30,000.00	30,000.00
Sreedevi C S ( Botany)	15,000.00	15,000.00
Nimisha Kaladharan	25,000.00	25,000.00
Rafiy Muhammed (Botany Dept.)	60,000.00	60,000.00
Resmi K R ( Dept. Chemistry)	55,000.00	55,000.00
Sheena Jose	-	45,000.00
Sherin Annie Abraham	-	25,000.00
Sreedevi N.M	15,000.00	15,000.00
Thasni Navas Dept Of Economics Guest	30,000.00	30,000.00
Fadeela C.U Department Of Chemistry	8,000.00	8,000.00
Hima J Menon (History)	6,000.00	6,000.00
Isha S R	1,000.00	1,000.00
Issac Paul	5,000.00	5,000.00
Jis Mary Jose	36,000.00	36,000.00
Jismy Varghese(Maths)	7,920.00	7,920.00



**THE UNION CHRISTIAN COLLEGE, ALWAYS**

	As at 31st March,2020	As at 31st March,2019
	`Rs.	Rs.
Neethumol Varghese Dept Of Chemistry	20,000.00	-
Reshmi P (Psychology)	4,000.00	4,000.00
Tresa Divya Tj (Hist)	22,500.00	22,500.00
Ancy Varghese (Dept of Maths)	30,000.00	2,000.00
Geethu Lakshmi M U (Dept of Maths)	-	10,000.00
Lakshmipriya S (Dept of Malayalam)	30,000.00	30,000.00
Meenu Thangachan (Dept of English)	40,000.00	35,000.00
Jovitha Lincy V J, Dept of Zoology(Adv/RF)	40,000.00	30,000.00
Neethu T Vijayan Dept Of. Botany	35,000.00	35,000.00
Reshma Nair, Dept Of Zoology( Adv/Rf)	25,000.00	25,000.00
Sreeram P K, Dept Of Botany	25,000.00	25,000.00
Subin Balachandran, Dept Of Zoology, Adv/Rf	20,000.00	20,000.00
Amrutha Ravi (Dept. of History)	40,000.00	-
Dr. Priya M P , Dept. of Botany	15,000.00	-
Dr.Sony Devassy Adv/RF ( Dept of Zoology)	40,000.00	-
Geethu T Mohan (Dept. of English)	25,000.00	-
Jyothi V, Adv/RF( Dept of Zoology)	40,000.00	-
Liniya Berlin ( Dept. of Zoology)	10,000.00	-
Sreelakshmi V U (Guest Lecture Dept. of Maths)	30,000.00	-
Ajna M A Dept. of Malayalam	30,000.00	-
DHANYA G Adv/Rf( Dept of Economics)	15,000.00	-
Neenu Thomas (Dept. of History)	40,000.00	-
Sruthy Shaji ( Guest Lecturer Dept. of Maths)	20,000.00	-
Less: Guest Faculty Salary (unidentified)	-	49,800.00
	<b>14,03,920.00</b>	<b>12,11,120.00</b>
<b><u>Project Advance</u></b>		
Reshmi R (Physics)	1,680.00	19,962.00
Rima Joseph ( Mess In Charge Ladies Hostel)	40,000.00	-
Chacko Hostel Mian Warden	30,000.00	-
Sunil Abraham Thomas(Economics) Adv/Rf	2,82,000.00	-
	<b>3,53,680.00</b>	<b>19,962.00</b>
<b>TOTAL (B)</b>	<b>20,65,351.80</b>	<b>19,06,633.80</b>
<b>TOTAL (A) + (B)</b>	<b>25,68,785.92</b>	<b>27,99,065.92</b>
<b><u>ANNEXURE: 11</u></b>		
<b><u>DEPOSITS:</u></b>		
Deposit with K.S.E.B	2,03,517.15	2,03,517.15
Additional Deposit with KSEB	1,39,660.00	1,39,660.00
Telephone deposit	3,945.00	3,945.00
Deposit with AICTE	53,500.00	53,500.00
L.P.Gas deposit	12,00,000.00	12,00,000.00
Deposit with water authority	3,000.00	3,000.00
	<b>16,03,622.15</b>	<b>16,03,622.15</b>

**THE UNION CHRISTIAN COLLEGE, ALWAYS**

	As at 31st March,2020 Rs.	As at 31st March,2019 Rs.
<b><u>ANNEXURE: 12</u></b>		
<b><u>TUTION FEE REFUNDABLE</u></b>		
Jobin O Sebastian	20,000.00	20,000.00
Neenu Ravikumar	13,000.00	13,000.00
Nitheesh Devaraj	85,140.00	85,140.00
Rahul P U	9,500.00	9,500.00
Keerthi Prasad	9,500.00	9,500.00
Jithin P K	-	11,250.00
Rohith N V	11,250.00	11,250.00
Buttiya M S	15,000.00	15,000.00
Shintu Nayarssey	35,000.00	35,000.00
Genny PS	35,000.00	35,000.00
	<b>2,33,390.00</b>	<b>2,44,640.00</b>
<b><u>ANNEXURE: 13</u></b>		
<b><u>INCOME TAX DEDUCTED AT SOURCE:</u></b>		
College	90,341.52	87,692.00
Management	4,38,609.20	6,03,872.26
	<b>5,28,950.72</b>	<b>6,91,564.26</b>
<b><u>ANNEXURE: 14</u></b>		
<b><u>AMOUNT PAYABLE TO TEACHING AND NON TEACHING STAFF</u></b>		
<b><u>Teaching &amp; Non-Teaching Staff Salary Payable</u></b>		
Sreenivasan	1,200.00	1,200.00
Manju M George	600.00	600.00
Racheal Reena Philip	1,601.00	1,601.00
Rajani Jacob	500.00	500.00
Anil Kumar	1,000.00	1,000.00
Anila E I	1,000.00	1,000.00
	<b>5,901.00</b>	<b>5,901.00</b>
<b><u>ANNEXURE: 15</u></b>		
<b><u>FEES ADVANCE</u></b>		
BT&SP Fee Advance	20,000.00	20,000.00
MBA Tution Fees Advance	2,69,000.00	1,75,000.00
MCA Tution Fee Advance	40,000.00	55,000.00
B.Com Tution fee pending refund	3,500.00	3,500.00
M.Sc Biotechnology Tution Fee Advance	50,000.00	50,000.00
	<b>3,82,500.00</b>	<b>3,03,500.00</b>



**THE UNION CHRISTIAN COLLEGE, ALWAYS**

	As at 31st March,2020	As at 31st March,2019
	`Rs.	Rs.
<b><u>ANNEXURE: 16</u></b>		
<b><u>RETENTION MONEY FROM CONTRACTORS</u></b>		
Sion Builders	1,96,735.00	4,96,735.00
Tech Mate Fire Safety & Security	1,72,448.00	1,72,448.00
M V Jose	1,53,023.00	1,53,023.00
C.V.Athanasious & Co	-	16,924.00
The Painters	-	29,147.00
	<b>5,22,206.00</b>	<b>8,68,277.00</b>

**GROUPINGS TO ACCOUNTS FOR THE YEAR ENDED 31.03.2020****GROUPINGS TO INCOME & EXPENDITURE ACCOUNT**

<b>ANNEXURE: 17</b>	<b>For the year ended</b>	<b>For the year ended</b>
<b>COLLECTION FROM HOSTELS :</b>	<b>31.03.2020</b>	<b>31.03.2019</b>
<b><u>Women's Hostel:</u></b>		
Room rent	5,25,060.00	5,52,130.00
Establishment fee	18,69,885.00	19,66,460.00
Fine for late payment of hostel fees	11,634.00	7,760.00
Application fee for Hostel admission	4,860.00	5,550.00
Computer fee	1,300.00	1,500.00
<b><u>Sports Hostel:</u></b>		
Application fee for Hostel admission	210.00	180.00
Committee fees	630.00	540.00
<b><u>Chacko Hostel (Men's Hostel)</u></b>		
Room rent	91,160.00	1,16,500.00
Establishment fee	1,69,290.00	2,19,797.00
Application fee for hostel admission	870.00	600.00
Committee fees	5,940.00	7,020.00
	<b>26,80,839.00</b>	<b>28,78,037.00</b>
<b>ANNEXURE: 18</b>	<b>For the year ended</b>	<b>For the year ended</b>
<b>RENT RECEIVED FROM LET OUT BUILDINGS:</b>	<b>31.03.2020</b>	<b>31.03.2019</b>
Staff Quarters	6,37,450.00	6,14,120.00
Post Office	22,000.00	24,000.00
Credit Co-operative Society	5,760.00	5,760.00
South Indian Bank	55,000.00	70,000.00
Reprographic Centre	8,000.00	-
	<b>7,28,210.00</b>	<b>7,13,880.00</b>
<b>ANNEXURE: 19</b>	<b>For the year ended</b>	<b>For the year ended</b>
<b>ELECTRICITY AND WATER</b>	<b>31.03.2020</b>	<b>31.03.2019</b>
<b>CHARGES COLLECTED:</b>		
From Staff quarters	11,500.00	49,970.00
Electricity Charges Canteen	48,000.00	40,000.00
NCC Camp	5,000.00	-
Reprographic Centre	1,200.00	-
	<b>65,700.00</b>	<b>89,970.00</b>
<b>ANNEXURE: 20</b>	<b>For the year ended</b>	<b>For the year ended</b>
<b>MISCELLANEOUS INCOME:</b>	<b>31.03.2020</b>	<b>31.03.2019</b>
Sale of application form	5,16,055.00	6,54,350.00
Sale of article	95,478.00	37,000.00
Tender Fee Income	4,500.00	15,936.00
Rent from V.M.A Hall	18,060.00	2,900.00
Rent from T.B.Ninan Hall	6,000.00	-
Rent From Mithrapuram	1,000.00	2,420.00



**GROUPINGS TO ACCOUNTS FOR THE YEAR ENDED 31.03.2020****GROUPINGS TO INCOME & EXPENDITURE ACCOUNT**

Rent from generator	6,800.00	5,230.00
Rent from firing range	-	5,000.00
Transcript	3,500.00	500.00
Furniture Breakage collected	2,71,530.00	1,01,070.00
Farming (Net)	48,690.00	4,500.00
Sundry income	1,91,438.00	76,305.00
Overhead Charges Received	53,678.00	2,02,539.00
Library Fine	5,752.00	14,794.00
Film Shooting (Income)	11,05,000.00	2,60,000.00
Fellowship Intent	18,200.00	100.00
Interest on KSEB Deposit	23,907.00	22,629.00
Student Verification Fees	1,800.00	1,800.00
Library due	7,382.00	2,278.00
Football Ground	-	3,000.00
Offer Troy	6,287.00	6,630.00
C V Camp	16,558.00	29,318.00
Fujen Catholic University	-	30,266.00
University Fee at the Time of Admission	4,094.10	23,922.10
Physics Seminar Hall Renovation	-	101.00
UCCAANA INC/EXP	-	250.00
Endowment Income/ Expense	-	33,815.00
Auditing Objection	3,100.00	-
Computer Processing Fee	3,060.00	-
Flood Relief	39,503.00	-
Recognition Fee	480.00	-
Right To Information Fee	20.00	-
National Assessment and Accreditation Council	57,147.00	-
	<b>25,09,019.10</b>	<b>15,36,653.10</b>

**ANNEXURE: 21****INTEREST RECEIVED ON FIXED DEPOSITS:-**

	For the year ended 31.03.2020	For the year ended 31.03.2019
From HDFC Ltd	3,60,043.40	1,37,674.00
From Others	5,21,111.85	17,69,318.03
	<b>8,81,155.25</b>	<b>19,06,992.03</b>

**ANNEXURE: 22****DONATIONS RECEIVED:**

	For the year ended 31.03.2020	For the year ended 31.03.2019
Donation from well wishers	64,000.00	13,330.00
	<b>64,000.00</b>	<b>13,330.00</b>

**GROUPINGS TO ACCOUNTS FOR THE YEAR ENDED 31.03.2020****GROUPINGS TO INCOME & EXPENDITURE ACCOUNT**

<b><u>ANNEXURE: 23</u></b>	<b>For the year ended</b>	<b>For the year ended</b>
<b><u>SALARY, E.P.F. AND ALLOWANCES:</u></b>	<b><u>31.03.2020</u></b>	<b><u>31.03.2019</u></b>
<b><u>Salary and Allowances:</u></b>		
Manager's allowance	1,20,000.00	90,000.00
Management staff salary	20,18,866.00	17,99,271.00
Hostel staff Salary	17,93,180.00	17,69,912.00
Honorarium	-	1,71,400.00
Salary to Guest Faculty (Aided)	7,850.00	-
Ex-Gratia to College Staff	-	20,000.00
EPF-Management Staff	51,024.00	4,27,447.00
EPF-Hostel Staff	1,64,024.00	1,13,444.00
EPF-Watching and cleaning	2,38,919.00	1,99,445.00
ESI-Watching and cleaning	17,692.00	83,635.29
ESI Contribution Management staff	1,62,258.00	1,39,595.98
ESI-Hostel Staff	14,201.00	55,406.71
Salary Paid to Attendance Entering Staff	96,000.00	30,000.00
Salary to Library Staff	2,70,226.00	1,91,500.00
	<b>49,54,240.00</b>	<b>50,91,056.98</b>
<b><u>ANNEXURE: 24</u></b>	<b>For the year ended</b>	<b>For the year ended</b>
<b><u>REPAIRS AND UPKEEP</u></b>	<b><u>31.03.2020</u></b>	<b><u>31.03.2019</u></b>
<b><u>OF COLLEGE ASSETS :</u></b>		
College Building & other repairs	11,90,058.00	13,56,755.00
N R Block	97,940.00	-
Chapel Repairs	-	8,000.00
Hostel Building repairs	11,69,149.00	4,15,425.00
Furniture Repairs	-	3,38,560.00
Staff Quarters repairs	1,74,380.00	14,238.00
Water System repairs	34,117.00	32,337.00
Electric System repairs	2,23,786.00	1,97,405.00
Computer Maintenance Charges	1,03,479.00	1,60,080.00
Library Development Expenses	93,474.00	1,25,179.00
CAMPUS CCTV	1,06,035.00	16,519.00
Principal's Quarters Repairs	390.00	79,325.00
Volley Ball Court Maintenance	-	30,150.00
	<b>31,92,808.00</b>	<b>27,73,973.00</b>
<b><u>ANNEXURE: 25</u></b>	<b>For the year ended</b>	<b>For the year ended</b>
<b><u>PRINTING AND STATIONERY (NET)</u></b>	<b><u>31.03.2020</u></b>	<b><u>31.03.2019</u></b>
Office	1,64,486.00	1,43,200.00
Ormakoottu book printing charges collected	(1,500.00)	(4,330.00)
	<b>1,62,986.00</b>	<b>1,38,870.00</b>



**GROUPINGS TO ACCOUNTS FOR THE YEAR ENDED 31.03.2020****GROUPINGS TO INCOME & EXPENDITURE ACCOUNT**

<b><u>ANNEXURE: 26</u></b>	<b>For the year ended</b>	<b>For the year ended</b>
<b><u>HOSTEL AND MESS ESTABLISHMENT</u></b>	<b>31.03.2020</b>	<b>31.03.2019</b>
<b><u>EXPENSES:</u></b>		
Women's hostel establishment expenses	1,75,133.00	51,185.00
Pg Hostel Establishment	-	3,300.00
Chacko hostel establishment expenses	1,99,697.00	1,53,747.00
	<b>3,74,830.00</b>	<b>2,08,232.00</b>
<b><u>ANNEXURE: 27</u></b>	<b>For the year ended</b>	<b>For the year ended</b>
<b><u>MISCELLANEOUS EXPENSES:</u></b>	<b>31.03.2020</b>	<b>31.03.2019</b>
Campus Beautification expenses	2,09,843.00	1,34,875.00
Appeal File Fee	-	2,000.00
Election expenses	30,081.00	16,108.00
Staff Welfare Expenses	68,000.00	21,500.00
Old Students Association Expenses( Net)	44,687.00	70,929.00
Founder's Day Address	55,681.00	27,055.00
Cricket Association	1,210.00	94,250.00
Manager's Discretionary Fund	4,779.00	682.00
Hostel Committee fee paid	5,580.00	7,830.00
Internet charges	14,131.00	60,526.00
Self Financing Sports expenses	92,466.00	86,720.00
Mobile Phone Recharge	-	2,700.00
New Courses Expenses	17,025.00	-
Photostat expense	-	635.00
Principal Appointment Related Expenses	-	100.00
Inspection Fee	8,150.00	-
IQAC Income \ Expense	38,784.00	1,566.00
Standing Council Expenses	78,336.00	46,490.00
Governing body and council expenses	37,089.00	30,982.00
Sundry Expenses	3,72,386.44	2,83,923.00
Botanical Garden	12,263.00	2,934.00
Contribution to Student Christian Fellowship	27,200.00	11,550.00
Placement Cell expenses	35,279.00	51,577.00
Website Expenses	-	4,720.00
VBS Expense	5,000.00	510.00
University Exam Expense	12,500.00	16,004.00
Marginal Increase Fee	42,000.00	52,000.00
Day care Center Expense (Net)	1,92,590.00	1,15,566.00
Mess Utensils	28,830.00	8,084.00
UCCAANA INC/EXP	7,444.00	-
Guest expenses	55,639.00	92,945.00
Flood Relief Expense	-	3,55,645.00
MCA Exam Fee	-	(930.00)
Grant to English Dept. for Golden Jubilee	-	29,830.00

GROUPINGS TO ACCOUNTS FOR THE YEAR ENDED 31.03.2020GROUPINGS TO INCOME & EXPENDITURE ACCOUNT

Financial aid	3,000.00	3,000.00
Mahatma Gandhi 150th Birthday Celebration	1,625.00	23,972.00
Non-Teaching Staff Training	-	6,390.00
Religious Expense	6,000.00	7,401.00
Research Centre	-	10,000.00
Right to Information fee	-	9,500.00
Sports Hostel Washing Allowance	-	11,300.00
Refreshment Expenses	-	49,201.00
Endowment Income/ Expense	2,01,756.00	-
Academic Auditing	800.00	-
Advisory Board	11,000.00	-
Canteen Uniform	10,730.00	-
FCRA Expense	1,32,835.00	-
RUSA Expense	31,073.00	-
College Union (For Arts festival) Expenses	25,000.00	-
Physical Education Expenses	49,779.00	-
KCC Subscription	12,000.00	-
Manager Nomination Expenses	22,676.00	-
Manager Expenses (Telephone Charges)	5,879.00	-
Retreat Expense	9,254.00	-
Excess TDS paid	1,956.00	-
Solar inauguration expenses	20,623.00	-
ICU Japan Expenses	99,884.00	-
Self Financing Block Shifting	31,727.00	-
	<u>21,74,570.44</u>	<u>17,50,070.00</u>




Expenditure Of Self Financing Courses 2019-20		
1	<b>Master in Computer Application(MCA)</b>	
	Mca Salary	7024596
	Mca Repairs & Maintenance	130295
	Mca Internet	14338
	Mca IBS Exam Fee	
	Mca Website	
	Mca Endowment	-200
	Mca Admission	111350
	Mca Telephone	53921
	Mca Foss Seminar	
	Mca Software Development Cell	
	Mca epf	265725
	Mca esi	80035
	Mca Advertisement	
	Mca Placement Cell	15668
	Mca Journals and Newspaper	116043
	Mca Hrd Training Expenses	72355
	Mca Printing And Stationery	28337
	Mca Fire & Burglary Insurance	10052
	Mca Resonance	16471
	Mca Electricity Charge	
	Mca University Affiliation	
	Mca Annual Administration Fee	202650
	Mca Travelling	12251
	Mca Miscellaneous Exp	153377
	Mca Postage	714
	Mca Yoga Day	
	Mca Sports Day	12620
	Mca AICTE	43333
	MCA Faculty Training program	
	MCA Alumni Fee	
	MCA AMC	244935
	MCA Guest Salary	
	MCA & MBA Advisory Board	
	MCA Projector	
	MCA Seminar Hall	56085
	MCA Womens Day	
	MCA Workshop	1745
		8666696
2	<b>M.Sc. Bio-Technology</b>	
	M.Sc Biotechnology Inc/Exp	44223
	Msc. Biotech Salary	1020846
	Msc. Biotech EPF	73800
	Msc. Biotech Esi	1169
	Msc. Biotech Salary for Guest lecturers	
	Msc. Biotech Repairs & maintenance	
	Msc. Biotech Breakage	
	Msc. Biotech Chemicals	160888
	Msc. Biotech. Telephone	9120



Prof. Dr. M. I. Punnoose  
Principal  
Union Christian College, Aluva-2



	Msc Biotech Annual Administration Fee	43050
	M.Sc. Biotech. Printing & Stationary	
	M Sc Biotech Books	
		<b>1353096</b>
<b>3</b>	<b>M.Sc. Bio-Informatics</b>	
	Msc. Bioinformatics Income/Exp.	16295
	Msc. Bioinformatics Salary	1178837
	Msc. Bioinformatics Salary for Guest lecturers	22125
	Msc. Bioinformatics EPF	94039
	Msc. Bioinformatics ESI	4792
	M.Sc. Bioinformatics Printing & Stationary	650
	Msc. Bioinformatics- Workshop	
	Msc. Bioinformatics Computer Accessories	4130
	Msc Bioinformatics Annual Administration Fee	40950
	Msc. Bioinformatics Chemicals	18389
	Msc.Bioinformatics -Telephone	
		<b>1380207</b>
<b>4</b>	<b>B.Sc. Computer Maintenance</b>	
	Cme Income/Expenditure	133747
	Cm&E Computer and Accessories	5731
	C.M&E Miscelaneous Exp	2351
	CME Scholarship	4500
	CM & E Seminar \ workshop	70523
	Cm& E Annual Administration Fee	64890
	Cm&E Printing And Stationary	5170
	Cm & E Electronics & Electrical Items	5064
	Cm & E Guest Lecturer Salary	30000
	Cm & E EPF	76536
	Cm & E ESI	849
	Cm & E Salary	1698907
	Cme-Telephone	
	CM&E Books	7362
	CM&E FURNITURE	8647
		<b>2114277</b>
<b>5</b>	<b>B.Sc.BT &amp; SP</b>	
	Bt & Sp Salary	849551
	Bt & Sp EPF	55406
	Bt & Sp ESI	5278
	Bt & Sp Salary for Guest lecturers	38500
	Bt & Sp Annual Administration Fee	59850
	BT & SP Maintanance / Renovations	
	Bt & Sp Affiliation fee	
	Bt & Sp Breakage	
	Bt & Sp Scholarship	27500
	Bt & Sp Expense	51742
		<b>1087827</b>
<b>6</b>	<b>Institute Of Communication &amp; Information Technology</b>	
	Icit Expenditure	
	Icit Stationery	
	Salary To ICIT Staff	



Prof. Dr. M. I. Punnoose  
Principal  
Union Christian College, Aluva-2



	Icit Computer Repairs	
	Icit Electrical Fitting	
	ICIT EPF	
	Telephone ICIT	
		0
7	<b>B.Commerce</b>	
	B.Com Expenses	33642
	B Com. Printing & Stationary	3077
	B Com. Seminar Exp.	3125
	B Com. Salary for Guest Lecturers	206290
	B Com. EPF	104112
	B Com. ESI	13011
	B.Com Annual Administration Fee	153700
	B.Com Salary	2208135
	B Com Scholarship	19000
		2744092
8	<b>Master In Business Administration (MBA)</b>	
	Mba Remuneration	3236734
	Mba Guest Lecturer Salary	4000
	Mba EPF	123039
	Mba ESI	4070
	Mba HRD Training	180000
	Mba Advertisement	
	Mba Course Affiliation Fees	5000
	Mba Admission	86709
	Mba University Affiliation fee	
	Mba Annual Administration Fee	126000
	Mba DTE	21000
	Mba Course Inc/Exp.	
	Mba Repairs & Maintanance	12002
	Mba Fest	283350
	Mba Telephone	17040
	Mba Postage	387
	Mba Printing & Stationary	17011
	Mba Journals & Newspaper	41513
	Mba AICTE	28603
	Mba Website	47095
	Mba Computer and Accessories	25534
	Mba Travelling	9693
	Mba Construction Expense	
	Mba Bank Coaching	450000
	Mba Scholarship	405000
	Mba Special fee	
	Mba Job Fair	
	Mba Sports	
	Mba Placement Consultancy	8550
	MBA Unty Exam Fees	
	Mba Miscallaneous	62536
	MBA Arts Day	



Prof. Dr. M. I. Punnoose  
Principal  
Union Christian College, Aluva-2

	MBA Library Books/Journals/News Paper	
	MBA Women Cell	
	MBA Faculty Training Program	14550
		<b>5209416</b>
9	<b>BioScience</b>	
	<b>Honarium to Susan Eapen</b>	<b>110000</b>
	BioScience Other Expenses	6491
	Registration fee for attending Seminar	24000
	Training and Career guidance programme	15025
		<b>155516</b>



Prof. Dr. M. I. Punnoose  
Principal  
Union Christian College, Aluva-2