



Celebrating 100 Years of Meritorious Service


UNION CHRISTIAN COLLEGE, ALUVA

(Affiliated to Mahatma Gandhi University, Kottayam, Kerala)

Reaccredited with 'A' Grade by NAAC (IV cycle)

Aluva - 683 102, Ernakulam Dist., Kerala. Ph: +91 484 2609194, 8281811703


Email: ucc@uccollege.edu.in Website: www.uccollege.edu.in



Income and Expenditure Account of Infrastructure Maintenance during 01 April 2020 to 31 March 2021


| Income | | Expense | | |
|------------------|--------------|--|--------------------|-------------------|
| Source of Income | Amount | Item | Amount (Academics) | Amount (Physical) |
| Management | 79,24,725.00 | Printing and stationery | 1,86,454.00 | |
| | | Hostel and Mess establishment expenses | | 3,76,537.00 |
| | | Electricity charges | | 11,50,656.00 |
| | | Advertisement Charges | 22,580.00 | |
| | | Auditors Fees | | 2,91,259.00 |
| | | PJ Auditorium | | 61,608.00 |
| | | Property Tax | | 1,58,314.00 |
| | | Repairs and Upkeep of College Assets | | |
| | | College Building & other repairs | | 13,99,345.00 |
| | | Mahaganitham Repairs | | 1,66,286.00 |
| | | Chapel repairs | | 9,78,175.00 |
| | | Hostel building repairs | | 1,62,207.00 |
| | | Staff quarters repairs | | 21,201.00 |
| | | Water system repairs | | 81,288.00 |
| | | Electric system repairs | | 1,21,609.00 |
| | | Computer maintenance charge | | 3,82,991.00 |
| | | Library development expenses | | 90,502.00 |
| | | Campus CCTV maintenance | | 350.00 |
| Total c/f | 79,24,725.00 | | 2,09,034.00 | 54,42,328.00 |


Prof. Dr. M. I. Punnoose
Principal
Union Christian College, Aluva-2



As per our Separat
Report of even date attached

For VARMA & VARMA
(Firm No. 0045323)



(CA. P. HARIKRISHNANUNNI B.com, FCA)
M. No. 213541
PARTNER
CHARTERED ACCOUNTANTS

16 NOV 2023




Celebrating 100 Years of Meritorious Service

UNION CHRISTIAN COLLEGE, ALUVA

(Affiliated to Mahatma Gandhi University, Kottayam, Kerala)
Reaccredited with 'A' Grade by NAAC (IV cycle)

Aluva - 683 102, Ernakulam Dist., Kerala. Ph: +91 484 2609194, 8281811703
Email: ucc@uccollege.edu.in Website: www.uccollege.edu.in



| Income | | Expense | | |
|------------------|--------------|--|--------------------|-------------------|
| Source of Income | Amount | Item | Amount (Academics) | Amount (Physical) |
| Total b/f | 79,24,725.00 | | 2,09,034.00 | 54,42,328.00 |
| | | Expenditure of Self Financing Courses | | |
| | | Affiliation Fee | 83,100.00 | |
| | | MCA repairs & Maintenance | 73,193.00 | |
| | | MCA Internet | 9,520.00 | |
| | | MCA Website | 22,227.00 | |
| | | MCA Telephone | 30,261.00 | |
| | | MCA Journals | 80,384.00 | |
| | | MCA Printing & Stationery | 8,890.00 | |
| | | MCA Annual Administration Fee | 2,14,200.00 | |
| | | MCA AMC | 2,91,883.00 | |
| | | E & CM Computer Accessories | 23,335.00 | |
| | | E & CM Printing & Stationery | 1,902.00 | |
| | | E & CM Electronics and Electrical Items | 1,793.00 | |
| | | E & CM Books | 6,303.00 | |
| | | MBA HRD Training | 3,00,000.00 | |
| | | MBA DTE | 21,000.00 | |
| | | MBA Telephone | 14,013.00 | |
| | | MBA Printing & Stationery | 8,961.00 | |
| | | MBA Journals | 14,264.00 | |
| | | MBA Website | 24,072.00 | |
| | | MBA Computer & Accessories | 8,680.00 | |
| | | MBA Placement consultancy | 1,897.00 | |
| Total c/f | 79,24,725.00 | | 14,48,912.00 | 54,42,328.00 |



Prof. Dr. M. I. Punnoose
Principal
Union Christian College, Aluva-2



Page 2

As per our separate
Report of even date attached

For VARMA & VARMA
(Firm No. 004532S)



(CA. P. HARIKRISHNANUNNY B.com, FCA)
M. No: 213541
PARTNER
CHARTERED ACCOUNTANTS

16 NOV 2023



Celebrating 100 Years of Meritorious Service


UNION CHRISTIAN COLLEGE, ALUVA

(Affiliated to Mahatma Gandhi University, Kottayam, Kerala)


Reaccredited with 'A' Grade by NAAC (IV cycle)


Aluva - 683 102, Ernakulam Dist., Kerala. Ph: +91 484 2609194, 8281811703

Email: ucc@uccollege.edu.in Website: www.uccollege.edu.in



| Income | | Expense | | |
|------------------|---------------------|-----------------------------------|---------------------|---------------------|
| Source of Income | Amount | Item | Amount (Academics) | Amount (Physical) |
| Total b/f | 79,24,725.00 | | 14,48,912.00 | 54,42,328.00 |
| | | Miscellaneous Expenses | | |
| | | Campus Beautification Expense | | 2,36,951.00 |
| | | Internet Charges | 94,835.00 | |
| | | New Course Expense | 31,500.00 | |
| | | Principal Selection Expense | 86,333.00 | |
| | | Inspection Fee | 16,050.00 | |
| | | IQAC Expense | 66,625.00 | |
| | | Standing Council Expense | 47,519.00 | |
| | | Governing Body Expense | 8,721.00 | |
| | | University Exam Expense | 8,428.00 | |
| | | Marginal Increase Fees | 56,700.00 | |
| | | Physical Education Expense | 3,000.00 | |
| | | ERP (Payment Gateway Integration) | 88,500.00 | |
| | | MCA Rain water Harvest | | 17,833.00 |
| | | Lease Network | 1,18,383.00 | |
| | | College Website Expense | 1,52,107.00 | |
| Total | 79,24,725.00 | Total | 22,27,613.00 | 56,97,112.00 |


Prof. Dr. M. I. Punnoose
Principal
Union Christian College, Aluva-2



As per our separate
report of even date attached

For VARMA & VARMA
(Firm No. 0046023)



(CA. P. HARIKRISHNANUNNY B.com, FCA)
M. No: 213541
PARTNER
CHARTERED ACCOUNTANTS

16 NOV 2023

Dated: 12 NOV 2021

The Members,
Union Christian College,
ALWAYE – 683 102.

INDEPENDENT AUDITOR'S REPORT

Qualified Opinion:

We have audited the accompanying financial statements of **THE UNION CHRISTIAN COLLEGE, ALWAYE**, which comprise the Balance sheet as at March 31, 2021, Income and Expenditure Account for the year then ended, and notes to the financial statements, including a summary of significant accounting policies and other explanatory information contained in notes to accounts.

In our opinion and to the best of our information and according to the explanations given to us, and subject to the effects of the matter described in Qualified opinion section of our report and read with Other Notes attached to and forming part of the accounts, the said accounts, read together with the accounting policies and other notes attached thereto, give a true and fair view in conformity with the Accounting Principles generally accepted in India:

- a) In the case of the Balance Sheet, of the state of affairs of the College as at 31st March, 2021,
- b) In the case of Income and Expenditure Account of the College, of the excess of Expenditure over Income for the year ended on that date, and
- c) In the case of the Income and Expenditure Account of the Platinum Jubilee Committee, of the excess of Expenditure over Income for the year ended on that date.

Basis for Qualified Opinion:

We conducted our audit in accordance with Standards on Auditing (SAs). Our responsibilities under those Standards are further described in the Auditor's Responsibilities for the Audit of the Financial Statements section of our report. We are independent of the entity in accordance with the ethical requirements that are relevant to our audit of the financial statements, and we have fulfilled our other responsibilities in accordance with these requirements.

Responsibilities of Management and Those Charged with Governance for the Financial Statements:

Management is responsible for the preparation of these financial statements that give a true and fair view of the financial position and financial performance in accordance with the accounting principles generally accepted in India and for such, internal control as management determines is necessary to enable the preparation of financial statements that are free from material misstatement, whether due to fraud or error.

In preparing the financial statements, management is responsible for assessing the entity's ability to continue as a going concern, disclosing, as applicable, matters related to going concern and using the going concern basis of accounting unless management either intends to liquidate the entity or to cease operations, or has no realistic alternative but to do so.

Those charged with governance are responsible for overseeing the entity's financial reporting process.

Auditor's Responsibilities for the Audit of the Financial Statements:

Our objectives are to obtain reasonable assurance about whether the financial statements as a whole are free from material misstatement, whether due to fraud or error, and to issue an auditor's report that includes our opinion. Reasonable assurance is a high level of assurance, but is not a guarantee that an audit conducted in accordance with SAs will always detect a material misstatement when it exists. Misstatements can arise from fraud or error and are considered material if, individually or in the aggregate, they could reasonably be expected to influence the economic decisions of users taken on the basis of these financial statements.

As part of an audit in accordance with SAs, we exercise professional judgment and maintain professional skepticism throughout the audit. We also:

- Identify and assess the risks of material misstatement of the financial statements, whether due to fraud or error, design and perform audit procedures responsive to those risks, and obtain audit evidence that is sufficient and appropriate to provide a basis for our opinion. The risk of not detecting a material misstatement resulting from fraud is higher than for one resulting from error, as fraud may involve collusion, forgery, intentional omissions, misrepresentations, or the override of internal control.
- Obtain an understanding of internal control relevant to the audit in order to design audit procedures that are appropriate in the circumstances, but not for the purpose of expressing an opinion on the effectiveness of the entity's internal control.
- Evaluate the appropriateness of accounting policies used and the reasonableness of accounting estimates and related disclosures made by management.

• Conclude on the appropriateness of management's use of the going concern basis of accounting and, based on the audit evidence obtained, whether a material uncertainty exists related to events or conditions that may cast significant doubt on the entity's ability to continue as a going concern. If we conclude that a material uncertainty exists, we are required to draw attention in our auditor's report to the related disclosures in the financial statements or, if such disclosures are inadequate, to modify our opinion. Our conclusions are based on the audit evidence obtained up to the date of our auditor's report. However, future events or conditions may cause the entity to cease to continue as a going concern.

We believe that the audit evidence obtained by us is sufficient and appropriate to provide a basis for our audit opinion on the consolidated financial statements.

We communicate with those charged with governance regarding, among other matters, the planned scope and timing of the audit and significant audit findings, including any significant deficiencies in internal control that we identify during our audit.

For Varma & Varma
(Firm No.004532S)

Signed

Name

CA P.HARIKRISHNANUNNY,B.Com,FCA
M.No.213541
UDIN: 21213541AAAA LU 2959

Address

Partner
M/s.Varma & Varma
Chartered Accountants,
Daiwik Arcade,
Thirvambadi Road,
Punkunnam,
Thrissur-680 002.



12 NOV 2021

THE UNION CHRISTIAN COLLEGE, ALWAYS
BALANCE SHEET AS AT 31ST MARCH, 2021

| | As per Schedule | As at 31.03.2021 | As at 31.03.2020 |
|---|--------------------|------------------------|------------------------|
| | | Rs. | Rs. |
| I LIABILITIES | | | |
| 1 Reserves and surplus: | | | |
| a. Capital Fund | 1 | 16,61,15,001.88 | 16,23,03,892.82 |
| b. Capital Reserve | 2 | 88,31,759.71 | 82,48,705.71 |
| c. Gratuity Reserve (Management) | | 20,00,000.00 | 20,00,000.00 |
| | | 17,69,46,761.59 | 17,25,52,598.53 |
| 2 Endowment Funds | 3 | 1,33,66,457.60 | 1,31,95,358.60 |
| 3 Current Liabilities | 4 | 3,50,05,002.26 | 3,14,87,479.26 |
| Total | | 22,53,18,221.45 | 21,72,35,436.39 |
| II ASSETS | | | |
| 1 Fixed Assets | 5 | 10,12,00,834.65 | 8,36,90,013.26 |
| 2 Capital Work-in-Progress | 6 | 3,98,13,716.00 | 5,83,60,499.00 |
| | | 14,10,14,550.65 | 14,20,50,512.26 |
| 3 Investments | 7 | 8,57,543.83 | 8,57,543.83 |
| 4 Current Assets, Loans & Advances: | 8 | | |
| a. Cash on Hand | | 39,519.00 | 1,62,509.00 |
| b. Cash with Banks | | 6,67,80,767.91 | 5,71,80,851.36 |
| c. Balance with Government-Treasury | | 57,82,554.28 | 50,94,700.28 |
| d. Loans and Advances | | 1,08,43,285.78 | 1,18,89,319.66 |
| | | 8,34,46,126.97 | 7,43,27,380.30 |
| Total | | 22,53,18,221.45 | 21,72,35,436.39 |
| Significant Accounting Policies and Notes to Accounts | 9 | | |
| DIRECTORS | | | |
| <i>As per our separate report of even date attached</i> | | | |

For VARMA & VARMA
(Firm No. 004532S)



(CA. P. HARIKRISHNANUNNY B.Com, FCA)
M. No: 213541
PARTNER
CHARTERED ACCOUNTANTS


12 NOV 2021

THE UNION CHRISTIAN COLLEGE,ALWAYE.

COLLEGE INCOME AND EXPENDITURE ACCOUNT FOR THE YEAR ENDED 31ST MARCH, 2021


| EXPENDITURE | As per Sch. | For the year ended | For the year ended | INCOME | As per Sch. | For the year ended | For the year ended |
|--|-------------|-----------------------|---------------------|--|-------------|-----------------------|---------------------|
| | | 31.03.2021 | 31.03.2020 | | | 31.03.2021 | 31.03.2020 |
| | | Rs. | Rs. | | | Rs. | Rs. |
| To Electricity Charges | | 4,60,262.80 | 10,73,559.51 | By Interest received | | 4,41,421.00 | 3,70,122.00 |
| " Telephone Charges | | 31,908.00 | 47,210.00 | " Other Income | | 16,000.00 | 17,221.00 |
| " Printing and stationery | | 33,012.00 | 46,890.00 | " Excess of Income over Expenditure transferred from Management Income & Expenditure account | | | 40,56,575.25 |
| " Travelling Expenses | | 7,230.00 | 11,525.00 | " Excess of expenditure over income transferred to Capital Fund | | 1,21,76,674.94 | 5,07,450.28 |
| " Postage | | 5,954.00 | 9,121.00 | | | | |
| " Bank Charges & Commission | | 2,201.86 | 1,825.31 | | | | |
| " Scholarship Paid | | - | 24,220.00 | | | | |
| " Interest Paid | | 1,84,392.00 | 31,666.00 | | | | |
| " Fines and Penalties | | 17,221.00 | - | | | | |
| " Depreciation written off on own assets | | 2,96,531.02 | 3,12,724.00 | | | | |
| " Depreciation written off on assets acquired under direct payment system | | 38,10,303.41 | 33,92,627.71 | | | | |
| " Excess of Expenditure over Income transferred from Management Income & Expenditure account | | 77,85,079.85 | | | | | |
| Total | | 1,26,34,095.94 | 49,51,368.53 | | | 1,26,34,095.94 | 49,51,368.53 |

DIRECTORS:



As per our separate report of even date attached

For VARMA & VARMA
(Firm No. 004532§)



(CA. P. HARIKRISHNANUNNY B.Com, FCA)
M. No: 213541
PARTNER
CHARTERED ACCOUNTANTS

12 NOV 2021

THE UNION CHRISTIAN COLLEGE, ALWAY

MANAGEMENT INCOME AND EXPENDITURE ACCOUNT FOR THE YEAR ENDED 31ST MARCH, 2021

| EXPENDITURE | As per Sch. | Figures for the year ended 31.03.2021 (Rs.) | Figures for the year ended 31.03.2020 (Rs.) | INCOME | As per Sch. | Figures for the year ended 31.03.2021 (Rs.) | Figures for the year ended 31.03.2020 (Rs.) |
|--|-------------|---|---|--|-------------|---|---|
| To Salaries and allowances | | 57,32,076.72 | 49,54,240.00 | By Fee from Research scholars | | 73,400.00 | 75,050.00 |
| " Printing and stationery | | 1,53,442.00 | 1,62,986.00 | " Dividend received from Unit Trust of India | | 33,445.66 | 39,361.24 |
| " Postage and Telephone | | 30,409.00 | 31,380.00 | " Interest received on Fixed Deposits | | 11,98,902.00 | 8,81,155.25 |
| " Hostel and mess establishment expenses | | 3,76,537.00 | 3,74,830.00 | " Interest received on savings bank deposits | | 4,63,438.00 | 5,81,559.00 |
| " Repairs and upkeep of college assets | | 34,03,954.00 | 31,92,808.00 | " Collection from hostels | | 7,83,028.00 | 26,80,839.00 |
| " Electricity charges | | 6,90,394.20 | 16,10,339.27 | " Rent received from let out buildings | | 7,67,110.00 | 7,28,210.00 |
| " Travelling expenses | | 3,98,607.00 | 2,67,195.00 | " Electricity and water charges collected | | 4,320.00 | 65,700.00 |
| " Advertisement charges | | 22,580.00 | 46,981.00 | " Miscellaneous income | | 23,89,242.58 | 25,09,019.10 |
| " Property tax | | 1,58,314.00 | 1,84,780.00 | " Donations received | | 42,000.00 | 64,000.00 |
| " P.G. Nair Endowment Expenses (Net) | | 81,947.00 | 3,23,265.00 | " Income of SC/ST/OEC, Lakshadweep and Sports students (Net) | | 43,38,559.00 | 12,72,238.00 |
| " Bank charges | | 72,370.72 | 1,30,991.71 | " Interest received on Income Tax Refund | | 10,306.00 | 29,666.00 |
| " Centre for Study of Religion and Society | | | 1,38,089.00 | " Centre for Study of Religion and Society | | 5,000.00 | - |
| Total C/f | | 1,11,20,631.64 | 1,14,17,884.98 | | | 1,01,08,751.24 | 89,26,797.59 |

Continued

(Handwritten signatures and initials in various colors: blue, purple, black, green)

12 NOV 2021

For VARMA & VARMA
(Firm No. 004532S)

(Handwritten signature of CA. P. Hari Krishnanunni)
(CA. P. HARIKRISHNANUNNY B.Com, FCA)
M. No: 213541
PARTNER
CHARTERED ACCOUNTANTS

THE UNION CHRISTIAN COLLEGE,ALWAYE.

MANAGEMENT INCOME AND EXPENDITURE ACCOUNT FOR THE YEAR ENDED 31ST MARCH,2021

| EXPENDITURE | As per Sch. | Figures for the year ended 31.03.2021 (Rs.) | Figures for the year ended 31.03.2020 (Rs.) | INCOME | As per Sch. | Figures for the year ended 31.03.2021 (Rs.) | Figures for the year ended 31.03.2020 (Rs.) |
|---|-------------|---|---|---|-------------|---|---|
| Total B/f | | 1,11,20,631.64 | 1,14,17,884.98 | Total B/f | | 1,01,08,751.24 | 89,26,797.59 |
| " Auditors Fee:- | | | | | | | |
| For audit | | | | | | | |
| College & Management | | 1,50,000.00 | 1,50,000.00 | | | | |
| Platinum Jubilee | | 10,000.00 | 10,000.00 | | | | |
| For Certification work | | 20,000.00 | 19,000.00 | | | | |
| For Management Services | | 40,000.00 | 30,000.00 | | | | |
| For Other Matters | | 25,000.00 | 45,000.00 | | | | |
| For Travelling and out of pocket expenses | | 1,829.00 | 2,600.00 | " Income from Self Financing courses | 10 | 3,01,02,383.00 | 4,12,35,718.00 |
| Gst on the above | | 44,430.00 | 46,188.00 | " PHD Course Income (Net) | | 2,000.00 | 4,000.00 |
| " Professional and Legal charges | | 17,88,487.00 | 5,43,000.00 | | | | |
| " Expenditure of Self Financing Courses | 11 | 2,15,22,928.28 | 2,27,75,207.00 | | | | |
| " Telephone charges | | 10,495.00 | 16,918.00 | | | | |
| " Miscellaneous expenses | | 20,56,231.99 | 21,74,570.44 | | | | |
| " Depreciation written off | | 62,63,870.18 | 52,02,913.92 | | | | |
| " Penalty paid under FCRA | | 6,91,088.00 | - | | | | |
| " Advances no more recoverable written off | | | 4,10,213.00 | Excess of Expenditure Over Income transferred to College Income and Expenditure account | | 77,85,079.85 | - |
| " Centenary Celebration Expenses | | 10,46,182.00 | | | | | |
| " Income Tax Paid | | - | 1,67,090.00 | | | | |
| " Watch and Ward and Cleaning charges | | 32,07,041.00 | 30,99,355.00 | | | | |
| Excess of Income Over Expenditure transferred to College Income and Expenditure account | | - | 40,56,575.25 | | | | |
| Total | | 4,79,98,214.09 | 5,01,66,515.59 | Total | | 4,79,98,214.09 | 5,01,66,515.59 |

ss/-

(Handwritten signatures and initials)

12 NOV 2021

For VARMA & VARMA
(Firm No. 004532S)
(Signature)
(CA. P. HARIKRISHNANUNNY B.Com, FCA)
M. No: 213541
PARTNER
CHARTERED ACCOUNTANTS

THE UNION CHRISTIAN COLLEGE, ALWAY E.

PLATINUM JUBILEE INCOME AND EXPENDITURE ACCOUNT FOR THE YEAR ENDED 31ST MARCH, 2021

| EXPENDITURE | As per Sch. | Figures for the year ended 31.03.2021 (Rs.) | Figures for the year ended 31.03.2020 (Rs.) | INCOME | As per Sch. | Figures for the year ended 31.03.2021 (Rs.) | Figures for the year ended 31.03.2020 (Rs.) |
|---|-------------|---|---|--|-------------|---|---|
| To Cleaning & Other Expenses | | 61,608.00 | 2,92,637.00 | By Service charges received | | - | 14,70,500.00 |
| " Service charges received in earlier year refunded | | 1,25,000.00 | - | | | | |
| " Excess of income over expenditure transferred to Capital Fund | | | 11,77,863.00 | By Excess of expenditure over income transferred to Capital Fund | | 1,86,608.00 | - |
| Total | | 1,86,608.00 | 14,70,500.00 | Total | | 1,86,608.00 | 14,70,500.00 |

5

For VARMA & VARMA
 (Firm No. 004532S)

 (CA. P. HARIKRISHNANUNNY B.Com, FCA)
 M. No: 213541
 PARTNER
 CHARTERED ACCOUNTANTS

12 NOV 2021

THE UNION CHRISTIAN COLLEGE, ALWAYE**SCHEDULE ANNEXED TO AND FORMING PART OF THE ACCOUNTS FOR THE YEAR ENDED 31ST MARCH, 2021**

| | As at 31st March, 2021 Rs. | As at 31st March, 2020 Rs. |
|---|----------------------------------|----------------------------------|
| SCHEDULE : 1 | | |
| CAPITAL FUNDS: | | |
| Balance as per last balance sheet | 16,23,03,892.82 | 14,91,65,895.10 |
| Add: | | |
| 1. Transfer from Inter Church Fellowship account | 3,82,315.00 | 2,95,632.00 |
| 2. Corpus Donation received towards:- | | |
| (i). College Development Fund | 76,78,000.00 | 68,47,500.00 |
| (ii). Women's Hostel Development Fund | 63,750.00 | 86,310.00 |
| (iii). Student Amenity Fund | 15,22,500.00 | 12,72,809.00 |
| 3. Grant Amount Transferred from Grant account on utilisation of Grant by acquiring assets | | |
| University Grants Commission (UGC) | 65,27,827.00 | 4,15,574.00 |
| 4. CSR Assistance For Acquisition Of Fixed Assets | - | 35,49,760.00 |
| | 17,84,78,284.82 | 16,16,33,480.10 |
| Add : Excess of (Expenditure)/Income over Income/(Expenditure) for the year transferred from Platinum Jubilee Income and Expenditure account. | (1,86,608.00) | 11,77,863.00 |
| Less : Excess of expenditure over income transferred from College Income and Expenditure Account | 1,21,76,674.94 | 5,07,450.28 |
| | 16,61,15,001.88 | 16,23,03,892.82 |

SCHEDULE : 2**CAPITAL RESERVE:**

Opening Balance (Represents assets purchased under Direct Payment System)


82,48,705.71 77,35,155.71

Add : Reserve created during the year in respect of fixed assets acquired by utilising special fees

5,83,054.00 5,13,550.00

88,31,759.71 82,48,705.71

DIRECTORS:



As per our separate report of even date attached.




12 NOV 2021

THE UNION CHRISTIAN COLLEGE, ALWAYE**SCHEDULE ANNEXED TO AND FORMING PART OF THE ACCOUNTS FOR THE YEAR ENDED 31ST****MARCH, 2021****SCHEDULE : 3****ENDOWMENT FUNDS:**

| | As at | As at |
|--|------------------|------------------|
| | 31st March, 2021 | 31st March, 2020 |
| | Rs. | Rs. |
| Mrs. Aley Mathew Memorial Endowment fund | 2,750.00 | 2,705.00 |
| Dr. A.K. Baby Endowment fund | 14,870.00 | 14,626.00 |
| Helping needy non-teaching staff fund | 4,797.00 | 4,718.00 |
| Sri. P. Achuthan Pillai Memorial Scholarship fund | 7,435.00 | 7,313.00 |
| Sri. P. K. Narayana Menon Endowment fund | 1,571.00 | 1,545.00 |
| Sri. Boobilie Scholarship fund | 3,534.00 | 3,476.00 |
| Sri. George John Memorial Endowment fund | 190.00 | 187.00 |
| Rt. Rev. Titus II Marthoma Metropolitan Scripture prize fund | 153.00 | 150.00 |
| K.C. Chacko Memorial Scholarship fund | 9,260.00 | 9,108.00 |
| Sri. K. Jacob Memorial Scholarship fund | 2,368.00 | 2,329.00 |
| f. T.C. Joseph Memorial Prize fund | 1,514.00 | 1,489.00 |
| Smt. Chechamma Memorial Scholarship fund | 65,385.00 | 64,313.00 |
| Sree Jeevan Mathew Memorial fund | 1,487.00 | 1,463.00 |
| Prof. Varghese Ittiara fund | 1,888.00 | 1,857.00 |
| Prof. T.S. Venkitaraman Memorial Endowment fund | 1,487.00 | 1,463.00 |
| Smt. Seshammal Anantharaman Memorial fund | 1,487.00 | 1,463.00 |
| Prof. T.B. Thomas Endowment fund | 15,762.00 | 15,504.00 |
| Oravackal Sri. Mathai Memorial Endowment fund | 6,785.00 | 6,674.00 |
| Rt. Rev. Dr. Alexander Marthoma Metropolitan Prize fund | 14,396.00 | 14,160.00 |
| Smt. Kunchiamma Memorial Scholarship fund | 7,810.00 | 7,682.00 |
| Dr. O.M. Mathan Endowment fund | 5,205.00 | 5,120.00 |
| Prof. P.G. Kesavan Potti Endowment fund | 7,435.00 | 7,313.00 |
| Smt. C.L. Lakshmikutty Amma Memorial Endowment fund | 7,435.00 | 7,313.00 |
| Sri. A.V. Kakunni Memorial Endowment fund | 1,487.00 | 1,463.00 |
| at. C.L. Saraswathamma Scholarship fund | 14,870.00 | 14,626.00 |
| Smt. Baby Kakunni Memorial Endowment fund | 1,487.00 | 1,463.00 |
| Sri. Kuttipuzha Krishna Pillai Memorial Endowment fund | 14,870.00 | 14,626.00 |
| Sri. M.M. Cherian Memorial Endowment fund | 14,870.00 | 14,626.00 |
| Sri. Ittiarah Memorial Endowment fund | 744.00 | 732.00 |
| Rev. Fr. T.K. Alias Endowment fund | 3,719.00 | 3,658.00 |

DIRECTORS:




As per our separate report of even date attached.



THE UNION CHRISTIAN COLLEGE, ALWAYSSCHEDULE ANNEXED TO AND FORMING PART OF THE ACCOUNTS FOR THE YEAR ENDED 31STMARCH, 2021

| | As at | As at |
|--|------------------|------------------|
| | 31st March, 2021 | 31st March, 2020 |
| | Rs. | Rs. |
| Sri.K.Govindankutty Menon Endowment fund | 1,25,312.00 | 1,23,258.00 |
| Sri.T.C.Joseph Memorial Endowment fund | 7,731.00 | 7,604.00 |
| Dr.Joyce Mathew Endowment fund | 7,435.00 | 7,313.00 |
| Prof.Alexander Moffats Memorial Endowment fund | 1,51,679.00 | 1,49,192.00 |
| Dr.M.V.Kurian Endowment fund | 15,464.00 | 15,210.00 |
| Sri.D.Sunil Memorial Endowment fund | 7,731.00 | 7,604.00 |
| Dr.G.Velayudhan Thampi Endowment fund | 7,731.00 | 7,604.00 |
| Sri.M.Thomman Memorial Endowment fund | 17,853.00 | 17,560.00 |
| Sri.Boby Varghese Memorial Endowment fund | 15,369.00 | 15,117.00 |
| Sri.N.C.Chacko Endowment fund | 11,896.00 | 11,701.00 |
| (A.M.Chacko Endowment fund | 57,995.00 | 57,044.00 |
| Dr.P.M.Mathai Endowment fund | 7,584.00 | 7,460.00 |
| Mrs.Leela.B.Menon Endowment fund | 7,435.00 | 7,313.00 |
| Dr.Kuruvila Memorial fund | 16,355.00 | 16,087.00 |
| Sri.K.P. Mathew Endowment fund | 85,505.00 | 84,103.00 |
| Marthoma Church Endowment fund | 6,981.00 | 6,867.00 |
| Sri.Ajay Joseph Memorial Endowment fund | 7,435.00 | 7,313.00 |
| Liberty loan scholarship Endowment fund | 2,84,516.00 | 2,79,852.00 |
| Prof.C.G.Varghese Endowment fund | 14,870.00 | 14,626.00 |
| Prof.P.V.Narayana Naboodiri Endowment fund | 14,870.00 | 14,626.00 |
| Krishnakumar Memorial Endowment fund | 11,154.00 | 10,971.00 |
| Dr.M.S.Ramachandran Nair Endowment fund | 74,431.00 | 73,211.00 |
| Trinity Scholarship in Maths | 1,48,706.00 | 1,46,268.00 |
| (nity Foundation Scholarship | 1,48,706.00 | 1,46,268.00 |
| Trinity Foundation Aid fund | 1,48,706.00 | 1,46,268.00 |
| Dr.V.K.Alexander Prize fund | 13,702.00 | 13,477.00 |
| Dr.Abraham.C.Kulangara Endowment fund | 22,305.00 | 21,939.00 |
| Prof.M.G. Koshy Endowment fund | 14,870.00 | 14,626.00 |
| Smt.Annamma Nediyaikalayil | 14,870.00 | 14,626.00 |
| Josjin Jose Endowment fund | 7,435.00 | 7,313.00 |

DIRECTORS:




As per our separate report of even date attached.



THE UNION CHRISTIAN COLLEGE, ALWAYS
SCHEDULE ANNEXED TO AND FORMING PART OF THE ACCOUNTS FOR THE YEAR ENDED 31ST
MARCH,2021

| | As at 31st March,2021 Rs. | As at 31st March,2020 Rs. |
|---|---------------------------------|---------------------------------|
| N.R.Kesavamenon Endowment fund | 7,435.00 | 7,313.00 |
| English Department Endowment fund | 44,610.00 | 43,879.00 |
| T.D.Nainan fund for campus beautification | 1,48,706.00 | 1,46,268.00 |
| Rev.C.M.Kuruvilla Endowment Fund for Maths | 1,48,706.00 | 1,46,268.00 |
| P.G.Nair Endowment for Malayalam (Treated Separately) | 29,29,783.00 | 29,29,783.00 |
| P.G.Nair Loan Scholarship | 2,97,406.00 | 2,92,530.00 |
| Middents Scholarship | 1,33,833.00 | 1,31,639.00 |
| Dr.Alexander Zachariah Loan for Scholarship | 39,726.00 | 39,075.00 |
| Dr.T.K.Avirah Endowment fund | 14,870.00 | 14,626.00 |
| of.T.N.Vijayan and Prof. Ittoop Mathew Scholarship | 14,870.00 | 14,626.00 |
| Prof. N. Lakshmikutty Endowment fund | 8,922.00 | 8,776.00 |
| Dr.D.P.Unni Scholarship fund | 7,43,513.00 | 7,31,324.00 |
| Rev.C.M.Jose Scholarship fund | 8,922.00 | 8,776.00 |
| Rev.Prof.K.C. Mathew Scholarship fund | 14,870.00 | 14,626.00 |
| His Excellency Dr.P.C. Alexander Scholarship fund | 1,48,706.00 | 1,46,268.00 |
| Prof. T.R.AnanthaRaman Endowment fund | 1,82,077.00 | 1,79,092.00 |
| Middents endowment account | 35,384.00 | 34,804.00 |
| E.L.Saraswathiyamma Scholarship fund | 1,06,165.00 | 1,04,425.00 |
| O. Abraham Endowment Fund | 11,896.00 | 11,701.00 |
| K.K Abraham Endowment Fund | 7,435.00 | 7,313.00 |
| Mathew Koshy Endowment Fund | 14,870.00 | 14,626.00 |
| B.Sc Physics 1992-95 batch Endowment fund | 1,01,684.00 | 1,00,017.00 |
| John Endowment fund | 14,870.00 | 14,626.00 |
| Thonakkal Narayanan Endowment fund | 14,870.00 | 14,626.00 |
| Prof : P.M.Mathai Endowment Fund | 1,44,982.00 | 1,42,605.00 |
| Kano Yamo Moto Endowment Fund | 1,89,007.00 | 1,85,908.00 |
| T.Oommen Benjamin Endowment Fund | 90,822.00 | 89,333.00 |
| Platinum Jubilee Endowment Fund | 1,39,077.00 | 1,36,797.00 |
| Prof: Aleyamma Itti Sports Endowment Fund | 23,705.60 | 23,316.60 |
| Prof: Mohan Thomas Endowment | 37,221.00 | 36,611.00 |

DIRECTORS:



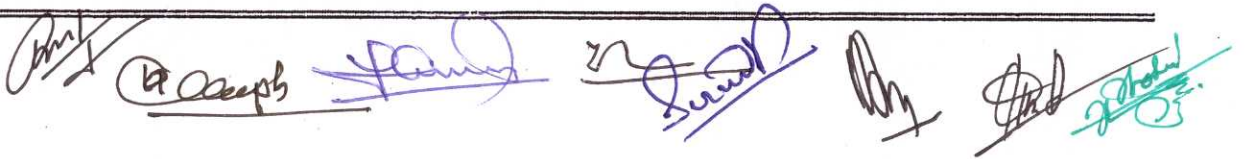
As per our separate report of even date attached.



THE UNION CHRISTIAN COLLEGE, ALWAYSSCHEDULE ANNEXED TO AND FORMING PART OF THE ACCOUNTS FOR THE YEAR ENDED 31STMARCH, 2021

| | As at | As at |
|--|------------------|------------------|
| | 31st March, 2021 | 31st March, 2020 |
| | Rs. | Rs. |
| Pf of: N.I. Thomas Endowment | 9,649.00 | 9,491.00 |
| Prof: A.N Muraleedhara Shenayi Endowment | 9,649.00 | 9,491.00 |
| Prof: T.B Thomas Endowment | 5,396.00 | 5,308.00 |
| Korean Scranton Endowment | 15,495.00 | 15,241.00 |
| Prof.N.Geethakumari Endowment | 13,489.00 | 13,268.00 |
| Pre-Degree 1999-2001 Group 1 Batch Endowment Fund | 26,979.00 | 26,537.00 |
| Mathew Koshy Endowment | 1,32,253.00 | 1,30,085.00 |
| Prof.Roshni Mathew Maliackal Endowment | 13,170.00 | 12,954.00 |
| John varghese-Boby Varghese Scholarship | 26,021.00 | 25,594.00 |
| BSC chemistry (1982-84) Batch Students scholarship | 15,586.00 | 15,330.00 |
| BSC chemistry (1979-82) Batch Students | 84,391.00 | 83,008.00 |
| Vijayasree Menon Endowment | 19,439.00 | 19,120.00 |
| Dr.Varghese John Endowment | 13,772.00 | 13,546.00 |
| Dr. Thomas P Zachariah - Endowment | 13,234.00 | 13,017.00 |
| REV.Prof.K C Mathew | 18,708.00 | 18,401.00 |
| T R Anantharaman & Seshambal Endowment - Chemistry | 3,73,329.00 | 3,67,209.00 |
| Dr. K K Leelamma | 12,360.00 | 12,157.00 |
| Dr. Abraham C Kulangara | 9,47,372.00 | 9,31,841.00 |
| Vinod Memorial Scholarship | 43,175.00 | 42,467.00 |
| CME Alumni Endowment | 20,815.00 | 20,474.00 |
| Sarath Chandra Menon | 60,851.00 | 59,853.00 |
| N. Sasidharan Nair Endowment | 12,129.00 | 11,930.00 |
| Chacko Endowment | 7,71,617.00 | 7,58,968.00 |
| Reshmi Varghese Memorial Endowment | 74,971.00 | 73,742.00 |
| Dr.Sheelakumari Isacc Endowment | 63,064.00 | 62,030.00 |
| Dr.Raju K John Endowment | 1,17,876.00 | 1,15,944.00 |
| 86-89 Physics Batch Endowment | 35,365.00 | 34,785.00 |
| Dept.Of Physics Endowment(L.Sushama,V.K.Subadra & Mary Poulouse) | 58,939.00 | 57,973.00 |
| N Sacchidanandha Kamath Endowment | 11,245.00 | 11,061.00 |
| Aruvamudham Ayyengar Endowment for Economics Department | 1,11,643.00 | 1,09,813.00 |
| Aruvamudham Ayyengar Endowment for English Department | 1,11,643.00 | 1,09,813.00 |

DIRECTORS:



As per our separate report of even date attached.


12 NOV 2021



THE UNION CHRISTIAN COLLEGE, ALWAYS
SCHEDULE ANNEXED TO AND FORMING PART OF THE ACCOUNTS FOR THE YEAR ENDED 31ST
MARCH,2021

| | As at 31st March,2021 | As at 31st March,2020 |
|--|--------------------------|--------------------------|
| | Rs. | Rs. |
| Aruvamudham Ayyengar Endowment for College | 2,23,285.00 | 2,19,625.00 |
| Dr A M Chacko Endowment for Non Teaching Staff | 1,11,066.00 | 1,09,245.00 |
| TA Ramaswamy Endowment | 1,12,790.00 | 1,10,941.00 |
| Anila E I, Kesavanpotty Endowment Scholarship | 22,482.00 | 22,113.00 |
| T O Abdulla Endowment | 3,69,271.00 | 3,63,217.00 |
| Dr K C Chacko Education Endowment | 3,98,976.00 | 3,92,435.00 |
| Kuruvila Varghese | 11,004.00 | 10,824.00 |
| Dr. Raju K John | 55,023.00 | 54,121.00 |
| Paramen Lekshmi memorial | 27,070.00 | 26,626.00 |
| Para K Simon | 1,07,547.00 | 1,05,784.00 |
| Lilly Mammen | 26,614.00 | 26,178.00 |
| K Kuruvila | 31,866.00 | 31,344.00 |
| M.E Mathew Endowment | 53,526.00 | 52,649.00 |
| Sosamma Philip | 1,06,654.00 | 1,04,906.00 |
| Mathew Kurian Endowment | 4,99,087.00 | 4,90,905.00 |
| Kuwait Alumini | 20,194.00 | 19,863.00 |
| Vijay Pillai | 2,12,060.00 | 2,08,584.00 |
| Latha mathew to M.E mathew endowment fund | 53,009.00 | 52,140.00 |
| Dr.Sunny Kuriakose | 52,390.00 | 51,531.00 |
| Sanjay R Remanan | 41,828.00 | 41,142.00 |
| Latha mathew to M.E mathew endowment fund | 54,464.00 | 53,571.00 |
| | 1,33,66,457.60 | 1,31,95,358.60 |

DIRECTORS:



As per our separate report of even date attached.




12 NOV 2021

THE UNION CHRISTIAN COLLEGE, ALWAYS
SCHEDULE ANNEXED TO AND FORMING PART OF THE ACCOUNTS FOR THE YEAR ENDED 31ST
MARCH, 2021

| SCHEDULE : 4 CURRENT LIABILITIES: | As at | As at |
|--|------------------|------------------|
| | 31st March, 2021 | 31st March, 2020 |
| | Rs. | Rs. |
| Grants and other amounts received pending utilisation:- | | |
| UBCHEA Grant | 10,02,362.00 | 10,02,362.00 |
| UCCAANA Grant | 17,11,865.00 | 17,11,865.00 |
| Presbyterian Church Internship | 5,51,042.36 | 5,51,042.36 |
| Grant for CHPCD January Programme | 1,07,476.00 | 1,07,476.00 |
| Grant for Mangalavanam Project | 26,500.00 | 26,500.00 |
| Ford Foundation for Pathways to Higher Education | 1,14,515.00 | 1,14,515.00 |
| Travel Grant to Librarian | 15,805.00 | 15,805.00 |
| Aleyamma Memorial library collection | 61,056.00 | 61,056.00 |
| Grass Reserve fund | 1,70,297.30 | 1,70,297.30 |
| College Union fund | 5,960.00 | 5,960.00 |
| Caution Money deposit | 96,69,964.65 | 89,73,704.65 |
| Security deposits | 2,98,400.00 | 2,92,400.00 |
| Amount payable to Teaching & Non-Teaching Staff (Examination) | 5,29,197.35 | 88,753.35 |
| Loan from Parent Teachers Association fund | 250.00 | 250.00 |
| Television Deposit from Chacko hostel | 23,520.00 | 23,220.00 |
| Mess advance from students | 1,56,208.00 | 1,46,458.00 |
| UGC Botany MRP - Pending adjustment | 2,624.00 | 2,624.00 |
| Refundable deposit from MCA students | 2,50,000.00 | 2,50,000.00 |
| Advances Collected repayable to Students | 4,262.00 | 4,262.00 |
| Earnest Money Deposit | 51,254.00 | 51,254.00 |
| Fees Advance - Self Financing course | 3,23,494.00 | 3,82,500.00 |
| Fees Advance - PLJB Auditorium | - | 25,000.00 |
| K.K.Leelamma | 123.00 | 123.00 |
| Unspent balance under direct payment system | 1,69,45,339.46 | 1,55,33,949.46 |
| Amount payable to Teaching & Non-Teaching Staff | 5,901.00 | 5,901.00 |

DIRECTORS:



As per our separate report of even date attached.




12 NOV 2021

THE UNION CHRISTIAN COLLEGE, ALWAYE**SCHEDULE ANNEXED TO AND FORMING PART OF THE ACCOUNTS FOR THE YEAR ENDED 31ST****MARCH, 2021**

| | As at 31st March, 2021 Rs. | As at 31st March, 2020 Rs. |
|---|----------------------------------|----------------------------------|
| Hostel fee of Sports students payable to Management | 7,715.00 | 7,715.00 |
| Planning forum | 561.25 | 561.25 |
| E-grant refundable to Government | 6,465.00 | 6,465.00 |
| Grant to women cell | 13,705.00 | 13,705.00 |
| Donation from SSIF to K.P.Malini | 1,000.00 | 1,000.00 |
| Rejimon.P.M. (University Research Scholarship) | 1.00 | 1.00 |
| Rajarathnam Memorial Scholarship | 10,000.00 | 10,000.00 |
| Scholarship payable | 2,460.00 | 2,460.00 |
| Tender form fee Payable | 516.00 | 516.00 |
| Co-circular training programme | 3,180.00 | 3,180.00 |
| Tuition Fee Refundable | 2,89,640.00 | 2,33,390.00 |
| Tuition fee payable to University | 1,23,072.25 | 1,22,952.25 |
| Sherly Thomas | 7,000.00 | 7,000.00 |
| K.C Poullose | 18,932.00 | 18,932.00 |
| Saju Mathew - Dept Of Malayalam | 16,250.00 | 16,250.00 |
| Psychological Department | 3,628.00 | 3,628.00 |
| GST Payable | 87,474.44 | 85,553.44 |
| Amount Payable to University | 4,86,475.00 | - |
| Amount Refundable to students | 24,000.00 | |
| Exam Fee Collected from Students | 4,61,112.20 | 1,03,672.20 |
| Retention Money from Contractors | 4,98,119.00 | 5,22,206.00 |
| TDS Payable | 30,776.00 | 68,007.00 |
| Cheque issued but not presented | - | 68,676.00 |
| Fisheries Scholarship | 43,715.00 | 43,715.00 |
| Shinoj | 100.00 | 100.00 |
| Mathai & Mathai | 90,900.00 | 90,900.00 |
| Sports Allowance Payable | 63,800.00 | 2,93,800.00 |
| MCA Exam Fee Payable | 49,644.00 | 75,200.00 |
| Kerala Flood Cess Payable | 71.00 | 1,527.00 |
| Rent Refundable | 66,869.00 | 66,869.00 |
| Little Big Films | 10,700.00 | 10,700.00 |
| Rajalakshmi Memorial Endowment Fund (Payable) | 10,000.00 | 10,000.00 |
| Education Loan | 38,920.00 | 51,520.00 |
| Amount Repayable to Dr .Twincy | 10,598.00 | - |
| Amount Repayable to David Saj Mathew | 2,552.00 | - |
| Contributions to Cenetenary Project | 2,05,715.00 | - |
| Other Payables | 2,91,920.00 | - |
| | 3,50,05,002.26 | 3,14,87,479.26 |

DIRECTORS:



As per our separate report of even date attached.

THE UNION CHRISTIAN COLLEGE, ALWAYS
SCHEDULE ANNEXED TO AND FORMING PART OF THE ACCOUNTS FOR THE YEAR ENDED 31ST
MARCH, 2021

| | As at 31st March, 2021 Rs. | As at 31st March, 2020 Rs. |
|-----------------------------------|----------------------------------|----------------------------------|
| Govt. Treasury: | | |
| Cautions money-Account No.267 | 34,71,569.00 | 33,11,193.00 |
| Personal Deposit Accounts: | | |
| Special fees | 21,76,962.79 | 16,75,217.79 |
| SC/ST & OEC Stipend | 42,492.49 | 16,759.49 |
| University Grants Commission | 91,530.00 | 91,530.00 |
| | 57,82,554.28 | 50,94,700.28 |

B. LOANS, ADVANCES & DEPOSITS:

(Advances Recoverable in Cash or in kind or for value to be received and considered good)

| | | |
|---|-----------------------|-----------------------|
| Capital Advances | 17,58,914.00 | 20,46,475.00 |
| Advance to various Departments | 4,58,375.12 | 5,26,294.12 |
| Advance to Non Teaching Staff | 5,44,941.80 | 3,07,391.80 |
| Advance to Guest Lecturers | 9,16,420.00 | 13,81,420.00 |
| Advance for Project | 3,33,342.00 | 3,53,680.00 |
| Excess spent under direct payment system | 33,80,524.47 | 35,44,766.47 |
| Excess Spent (Scholarship) | 6,36,109.00 | 6,36,109.00 |
| Deposits | 16,03,622.15 | 16,03,622.15 |
| Income Tax Deducted at source | 5,02,814.14 | 5,28,950.72 |
| Amount receivable from students against mess bill | 4,45,949.50 | 9,49,070.50 |
| Retention money - K C Poulouse | 727.00 | 727.00 |
| Outstanding Loan- Indian Bank | 200.00 | 200.00 |
| LIC - Teaching staff | 3,441.90 | 3,441.90 |
| Janatha Agencies | 7,171.00 | 7,171.00 |
| University Fee Receivable | 2,50,733.70 | - |
| | 1,08,43,285.78 | 1,18,89,319.66 |
| | 8,34,46,126.97 | 7,43,27,380.30 |

DIRECTORS:

(Signatures of Directors)

As per our separate report of even date attached.



12 NOV 2021

THE UNION CHRISTIAN COLLEGE, ALWAYS
SCHEDULE ANNEXED TO AND FORMING PART OF THE ACCOUNTS FOR THE YEAR ENDED 31ST
MARCH,2021

SCHEDULE : 9**NOTES AND ADDITIONAL INFORMATION FORMING PART OF THE ACCOUNTS****FOR THE YEAR ENDED 31ST MARCH 2020**


(See Separate Sheet attached)

| | For the year ended 31.03.2021 | For the year ended 31.03.2020 |
|--|-------------------------------------|-------------------------------------|
| | Rs. | Rs. |
| <u>SCHEDULE : 10</u> | | |
| <u>INCOME FROM SELF FINANCING COURSES:-</u> | | |
| Master in Computer Application (MCA) | 1,02,47,079.00 | 1,00,22,131.00 |
| M.Sc. Bio-Technology | 19,95,330.00 | 32,74,509.00 |
| M.Sc. Bio-Informatics | 21,04,093.00 | 30,74,600.00 |
| B.Sc. Computer Maintenance | 23,06,250.00 | 31,33,797.00 |
| B.Sc. BT & SP Course | 18,68,705.00 | 22,26,300.00 |
| B.A. History Archaeology & Museology | 68,426.00 | 23,774.00 |
| B.Com Taxation | 48,02,530.00 | 55,31,475.00 |
| Master In Business Administration (MBA) | 67,09,970.00 | 1,39,49,132.00 |
| | 3,01,02,383.00 | 4,12,35,718.00 |

SCHEDULE : 11**EXPENDITURE OF SELF FINANCING COURSE:-**

| | | |
|---|-----------------------|-----------------------|
| Affiliation Fee | 83,100.00 | 47,250.00 |
| Calender Fee | 19,500.00 | 16,830.00 |
| M.Sc. Bio-Technology | 12,96,666.86 | 13,53,096.00 |
| M.Sc. Bio-Informatics | 13,72,197.29 | 13,80,207.00 |
| B.Sc. Computer Maintenance | 19,97,443.71 | 21,14,277.00 |
| BSc. BT & SP Course | 11,66,199.14 | 10,87,827.00 |
| BioScience | 1,89,895.00 | 1,55,516.00 |
| .Commerce | 27,57,963.71 | 27,44,092.00 |
| Master In Business Administration (MBA) | 40,86,243.71 | 52,09,416.00 |
| Master in Computer Application (MCA) | 85,53,718.86 | 86,66,696.00 |
| | 2,15,22,928.28 | 2,27,75,207.00 |

DIRECTORS:



As per our separate report of even date attached.



12 NOV 2021

THE UNION CHRISTIAN COLLEGE, ALWAYE

SCHEDULE : 9

SIGNIFICANT ACCOUNTING POLICIES AND NOTES TO ACCOUNTS FORMING PART OF THE ACCOUNTS FOR THE YEAR ENDED 31ST MARCH, 2021 :

A Significant accounting policies:

1. Basis of Accounting

- a) Income recognition: The college is following cash system of accounting in respect of major incomes and expenses, having regard to the special nature of activities undertaken by the college and the uncertainties related to actual collections/ receipts of various incomes and corresponding payments towards expenses which are regulated by Government guidelines, as further detailed below.
- b) Fixed Assets: Assets put to use have been stated at cost less depreciation
- c) Depreciation: Depreciation on fixed assets has been provided on written down value method at the rates adopted by the management taking into consideration the useful life of each assets. Depreciation has been calculated on the value of fixed assets which includes appreciation on revaluation of assets in 1953 and 1977 totally amounting to Rs. 15,13,827.02. Depreciation has also been provided on assets purchased under direct payment system, which is shown in the schedule of fixed assets.
- d) Investments: The investments are stated at cost
- e) Grants: Grant received from University Grants Commission is transferred to Capital Fund on utilisation of such grants.

DIRECTORS:

As per our separate report of even date attached



12 NOV 2021

2. Under the direct payment system permitted by Government of Kerala, the College can pay only for expenses within the limits prescribed by the State Government under various heads of expenditure, out of special fees actually collected from students which are required to be deposited in treasury accounts. However, if any amount in excess of limits prescribed by the State Government under each head is incurred, such excess amounts are written off as expenditures of College. As and when grant amounts are received towards the above expenditures, the same are credited in Income and Expenditure account of the relevant year of receipts. The unspent balance of grant pending utilisation is shown under the Schedule 4 "Current Liabilities".
3. The management is meeting various expenses in connection with purchase of equipment, library books and furniture, construction of building, development of play ground etc., under the U.G.C grant scheme for which prescribed fixed amount will be reimbursed to the college as Grant-in-aid and the balance amount has to be met by the management out of management funds. Fixed assets acquired under the schemes are capitalised and shown under the Schedule of fixed assets and the revenue expenses such as contingencies, cost of periodicals etc are written off in the College accounts. As and when the grant amount is received, the same is credited to the concerned grant account and shown as a liability in the Balance Sheet. On utilisation of grant amount towards capital expenditure ,an amount equal to grant utilised for capital expenditure is transferred to Capital Fund. If any grant amount is received subsequent to the acquisition of the assets under the grant scheme, the same is credited to the Capital Fund accounts.
4. As per Resolution passed in Governing Body, 1/3 rd of the interest received on fixed deposits of various Endowment Funds is credited to various Endowment Funds and only 2/3 rd of interest received is credited to Management Income & Expenditure Account of the year.

DIRECTORS:

As per our separate report of even date attached

12 NOV 2021



5. All grants/donations received for acquisition of assets are credited to concerned receipts account pending utilisation and shown under Schedule 4 "Current Liabilities". As and when the assets are acquired out of donation/grants such assets are shown separately in the Balance Sheet.
6. The college does not incur any expenditure by way of salary and other allowances of members of Management Committee. Most of the members of management committee are members of teaching staff, whose salaries and allowances are paid by the Government of Kerala under direct payment system.

B Notes to Accounts:

7. The Union Christian College, Aluva ("UC College" or "College") was established in 1921 under Section 263 of the Travancore Companies Regulation, 1092 M.E. by a Christian association of members representing certain churches and inter-church fellowship and registered as an Association limited by guarantee with the main object of imparting the highest levels of education to all. This law was succeeded by Travancore Companies Act, 1114 M.E.

On repeal of the Travancore Companies Act, 1114 M.E., the Kerala Non-Trading Companies Act, 1961 was enacted, as per which existing non-trading entities formed under such earlier law with objects confined to the State of Kerala were brought under the ambit of the said new statute, and also deemed to be registered under the Companies Act, 1956, which shall, mutatis mutandis, and subject to the modifications specified, be applicable to the State of Kerala under the jurisdiction of the Registrar that the Government of Kerala may appoint. Further, as per the said new statute, every company other than a trading company with objects confined to the State of Kerala registered under Companies Act, 1956 before commencement of the said new enactment was deemed to have been validly and lawfully registered as if the said new statute in so far as it relates to such companies were passed by the State Legislature. Since inception, UC College being a non-trading not for profit entity has been functioning in accordance with the provisions of the laws to the extent considered applicable to such an entity from time to time, and the financial statements are being prepared in accordance with the generally accepted

DIRECTORS:

As per our separate report of even date attached

12 NOV 2021



Ss/-

accounting practises based on the principles of consistency and prudence as applicable to such an entity. As per legal advice, even after repeal of the Companies Act 1956 in 2013, the existing provisions of the Kerala Non-Trading Companies Act 1961 alone will continue to apply to entities like UC College, as the provisions of the new Companies Act 2013 have not been made applicable to them.

Several modifications/changes have been made in the Memorandum and Articles of Association as well as in the Regulations and Byelaws governing the College from time to time to be compliant with various applicable legislations including the Companies Act 1956 and Kerala University Act (as amended from time to time) to the extent considered applicable to the UC College. As per the constitution of the college (Memorandum & Articles of Association), management responsibilities are vested in the Board of Directors consisting of General Body members elected annually together with certain functional members. Also, as per the constitution of the college, the income and property of UC College shall be applied solely for the objects and no portion shall be paid or transferred by way of dividend, bonus or otherwise (except for normal remuneration) to the members in any capacity and the college has been granted exemption under the Income Tax law as a charitable entity.

During the year, certain members of the General Body petitioned the National Company Law Tribunal, Kochi Bench ("NCLT") alleging mismanagement and non-compliance with provisions of the Companies Act 2013, based on which NCLT passed an interim order dated 22nd June 2020 directing that an interim administrator be appointed to manage and carry on the affairs of the college. UC College filed a writ petition before the Hon High Court of Kerala, challenging the applicability of Companies Act 2013 and consequent jurisdiction of NCLT, which was disposed by a Single Bench Order dated 24.9.2020 upholding the applicability of the Companies Act 1956 to the extent it is not inconsistent with Act of 1961 and with necessary changes. The Single Bench order also held that Companies Act, 2013 being the successor to Companies Act, 1956 will apply to UC College following the repeal of the earlier Companies Act 1956 in a similar manner.

DIRECTORS:

As per our separate report of even date attached

12 NOV 2021



UC College has been legally advised that the view adopted in the Single Bench decision of the Hon High Court that there would be a legislative vacuum unless the Companies Act 2013 is made applicable to entities governed by the Kerala Non-trading Companies Act 1961, is not legally sustainable, based on which an appeal has been filed before the Division Bench of the Hon'ble High Court, which is pending and accordingly an interim administrator as directed by NCLT has not been appointed and status quo has been maintained regarding the management and affairs of the company until such appointment.

Pending final decision in the afore stated matters, the financial statements for the year have been drawn up in the manner and format hitherto followed applying the same accounting principles and standards consistently adopted in the earlier years.

8. The outbreak of COVID – 19 pandemic has affected several countries across the world, including India; and the consequent lock-down restrictions imposed by the Governments have affected the financial operations of the College, including the ability to regularly recover due fees from students. In view of continuing uncertainties, the extent of impact on the college's operations and financial position would depend on several factors including the steps taken by the Governments and the college to mitigate the same. The college has taken into account the possible impact of COVID -19 in preparation of Financial Statements including its assessment of liquidity and going concern assumption, recoverable values of its financial and non financial assets, impact on revenues, etc. Based on an assessment of the present situation, the management does not anticipate the requirement to make any further adjustments in the accounts at this stage on account of the above. Given the continuing uncertainties associated with the pandemic, the management will continue to monitor the position based on future conditions.
9. In the opinion of the management, the current assets, loans and advances have the value at which they are stated in the Balance Sheet, if realised in the ordinary course.

DIRECTORS:

As per our separate report of even date attached

12 NOV 2021



10. The Income and Expenditure account of College does not include the amount received and spent under direct payment system. Receipts during the year were Rs.117144495/- (Schedule AA) and the payments during the year were Rs. 116410823/- (Schedule BB).
11. The unspent amount under direct payment system is shown under the Schedule 4 "Current Liabilities" in the Balance Sheet and Excess payment under direct payment system is shown under the head "Loans, Advances & Deposits" in the Schedule 8 "Current Assets, Loans and Advances".
12. The Income and Expenditure account of College does not include expense out of the grants received. Grants received for expenses during the year were Rs 9349614/- (Schedule CC). Amount utilised out of grants received for expenses were Rs 8507534/- (Schedule DD).
13. The unspent amount of grants received is shown under the Schedule 4 "Other Liabilities" in the Balance Sheet and the excess payment is shown under the head "Loans, Advances & Deposits" in the Schedule 8 "Current Assets, Loans and Advances".
14. Under the direct payment system, the special fees collected from students are deposited in treasury account, and the college can acquire fixed assets for various departments by utilising the same. As and when assets are acquired out of special fees, such assets are shown separately in the Balance Sheet. During the year ended 31.03.2021 Rs 5,83,054 was spent out of special fees received for acquisition of fixed assets.
15. Donation received from parents of students for College Development Fund, Student Amenity Fund, and donation to Women's Hostel Development Fund are treated as capital receipts and credited to Capital Fund.

DIRECTORS:

As per our separate report of even date attached

12 NOV 2021



16. Loans and advances, other liabilities, caution deposit from students, other deposits, some of the bank balances and balances with Government treasury shown in the Balance Sheet are subject to confirmation/reconciliation.
17. Mess expenses and other establishment expenses incurred in respect of SC/ST/OEC and sports students amounts to Rs.319412/-. During the year the college has received Rs. 4657971/-towards hostel dues which includes mess expenses, rent, electricity, water charges etc of SC/ST/OEC and sports students, on the basis of bills submitted. The surplus in collection amounting to Rs.4338559/- is transferred to the Income and Expenditure Account of management for the year ended 31st March, 2021.
18. Management has given a deposit of Rs.12,00,000 for a period of 10 years to AICTE, New Delhi as security deposit for approval of MBA course (self financing). As per affidavit given by the college to AICTE, interest accrued on the deposit will be retained by the AICTE and hence interest accrued on the deposit is not provided in the books of accounts.
19. As per Rule 230(8) of GFR 2017, all interest or other earnings against Grants in Aid or advances(other than reimbursement) release to any Grantee institution should be mandatorily remitted to Consolidated Fund of India. In concurrence with the same, the college has remitted an amount of Rs 1,84,392 during the financial year which is disclosed under the head "Interest paid"
20. During the financial year, the trust has remitted an amount of Rs 6,91,088/- as penalty based on order F.No .II/21022/58(0317)2015-FCRA-MU issued by Government of India, Ministry of Home Affairs, Foreigners Division(FCRA Monitoring Unit) for violation of the Provisions of FCRA 2010.The amount remitted is disclosed under the head "Penalty paid under FCRA,2010" in Income and expenditure account.

DIRECTORS:

As per our separate report of even date attached

12 NOV 2021



21. The trust has refunded an amount of Rs 1,25,000 received in the previous financial year on cancellation of bookings relating to Platinum Jubilee Auditorium. The amount is disclosed under the head "Service Charges received in earlier year refunded" in Income and Expenditure Account.
22. Previous year's figures have been regrouped and recast wherever is necessary to suit the current year's layout.

DIRECTORS:

As per our separate report of even date attached



12 NOV 2021

THE UNION CHRISTIAN COLLEGE, ALWAYEFor the year ended
31st March,2021For the year ended
31st March,2020**SCHEDULE : AA****RECEIPTS UNDER DIRECT PAYMENT SYSTEM:****SPECIAL FEES**

| | | |
|-----------------------------------|--------------|--------------|
| Admission fee | 73,985.00 | 88,725.00 |
| Application form fee | 66,550.00 | 50,950.00 |
| Association Fee | 1,07,865.00 | 1,15,700.00 |
| Athletic Fee | 2,06,525.00 | 2,31,900.00 |
| Audio visual fees | 58,165.00 | 57,965.00 |
| Group Personal Accident Insurance | 31,979.00 | 31,903.00 |
| Calendar Fee | 66,895.00 | 86,300.00 |
| Laboratory fees | 5,00,791.00 | 7,44,445.00 |
| Library fee | 2,17,257.00 | 2,32,000.00 |
| Magazine fee | 1,07,315.00 | 1,16,000.00 |
| Medical fee | 11,941.00 | 7,885.00 |
| Students Aid Fund (SAF) | 18,045.00 | 11,290.00 |
| Sports affiliation fee | 5,18,961.00 | 5,51,475.00 |
| Stationery fee | 1,08,965.00 | 1,15,550.00 |
| Students welfare fund | 50,605.00 | 52,540.00 |
| Womens Cell | 17,950.00 | 11,410.00 |
| | 21,63,794.00 | 25,06,038.00 |

OTHER FEES:

| | | |
|------------------------------|----------------|--------------|
| University Affiliation fees | 1,55,920.00 | 1,71,362.00 |
| University Examination fees | 12,55,593.00 | 3,16,420.00 |
| University Union fee | 83,575.00 | 86,225.00 |
| Metriculation fee | 61,350.00 | 45,800.00 |
| Scholarships and concessions | 87,12,238.00 | 92,39,239.00 |
| | 1,02,68,676.00 | 98,59,046.00 |

Add: Tuition fees.

Fine

| | |
|--------------|--------------|
| 25,79,945.00 | 28,18,300.00 |
| 54,043.00 | 1,00,177.00 |
| 26,33,988.00 | 29,18,477.00 |

Amount received for salary :

| | | |
|--------------------|-----------------|-----------------|
| Teaching Staff | 9,23,90,371.00 | 7,76,67,513.00 |
| Non-Teaching staff | 96,87,666.00 | 86,62,179.00 |
| | 10,20,78,037.00 | 8,63,29,692.00 |
| | 11,71,44,495.00 | 10,16,13,253.00 |

DIRECTORS:*As per our separate report of even date attached.*

THE UNION CHRISTIAN COLLEGE, ALWAYS

| | For the year ended 31st March,2021 | For the year ended 31st March,2020 |
|---|---------------------------------------|---------------------------------------|
| <u>SCHEDULE : BB</u> | | |
| <u>PAYMENTS UNDER DIRECT PAYMENT SYSTEM:</u> | | |
| <u>SPECIAL FEES:</u> | | |
| Admission Fee | 79,310.00 | 57,200.00 |
| Application form fee | 53,240.00 | 40,760.00 |
| Association fee | 93,394.00 | 85,804.00 |
| Athletic fee | 1,09,703.00 | 1,58,942.00 |
| Audio visual fees | 53,974.00 | 44,874.00 |
| Calender fees | 43,120.00 | - |
| Group Personal Accident Insurance | 31,375.00 | 29,049.00 |
| Laboratory fees | 6,16,241.00 | 5,59,355.00 |
| Library fee | 1,49,264.00 | 2,04,372.00 |
| Magazine fee | - | 3,20,998.00 |
| Scouts & Guides | - | - |
| Students Aid Fund | 2,365.00 | 1,175.00 |
| Sports Affiliation fee | 4,23,225.00 | 4,91,258.00 |
| Stationery fee | 47,350.00 | 1,53,861.00 |
| Students Welfare fund | 43,925.00 | 60,720.00 |
| Women Cell | 2,000.00 | 4,000.00 |
| Excess Special Fees | - | - |
| Medical Fees | - | 2,583.00 |
| Scholarship Accumulated | - | 85,196.00 |
| Amount paid as per Audit Objection | - | - |
| | 17,48,486.00 | 23,00,147.00 |
| <u>OTHER FEES:</u> | | |
| University Affiliation fees | 78,600.00 | 75,100.00 |
| University Examination fees | 8,31,198.00 | 7,18,670.00 |
| University Union fee | 69,025.00 | 1,01,200.00 |
| Matriculation fee | 24,000.00 | 20,000.00 |
| Scholarships and concessions | 89,47,609.00 | 84,13,205.00 |
| | 99,50,432.00 | 93,28,175.00 |
| <u>Add: Tuition fees</u> | 25,79,825.00 | 28,18,300.00 |
| Fine | 54,043.00 | 82,956.00 |
| | 26,33,868.00 | 29,01,256.00 |
| Teaching Staff | 9,23,90,371.00 | 7,76,67,513.00 |
| Non-Teaching staff | 96,87,666.00 | 86,62,179.00 |
| | 10,20,78,037.00 | 8,63,29,692.00 |
| | 11,64,10,823.00 | 10,08,59,270.00 |

DIRECTORS:

As per our separate report of even date attached.

12 NOV 2021



THE UNION CHRISTIAN COLLEGE, ALWAYSFor the year ended
31st March,2021For the year ended
31st March,2020**SCHEDULE : CC****RECEIPTS OF GRANTS UNDER VARIOUS SCHEMES :**

| | | |
|--|---------------------|-----------------------|
| KSCSTE Dr. Reshmi R (physics Department) | 22,000.00 | 13,270.00 |
| UGC CSR Indore Rachel Reena Philip | - | - |
| Walk with Scholar Dr Sebastian Joseph | - | 1,26,650.00 |
| JRF - Neethu Varghese | - | - |
| SERB - Shinoj | - | 5,50,000.00 |
| DST EIA Physics | 3,00,000.00 | 5,50,000.00 |
| RUSA (Rashtriya Uchhatar Siksha Abhiya Scheme) | 65,00,000.00 | 25,00,000.00 |
| DCE/SSP Jenish Paul | - | - |
| DST/SERB/Reshmi R/Saranya Sasi | 4,50,000.00 | - |
| DST/WOS-(A)/Rrp/Julie/Physics | 4,50,000.00 | 4,50,000.00 |
| KSCSTE Students Project | 21,861.00 | - |
| KSWDC (Tresa Divya TJ) | - | 15,000.00 |
| UGC XII Plan General Devp Assis(Block Grant) | - | 17,50,000.00 |
| UGC FIP Salary | - | - |
| KSCSTE RRP | 3,97,257.00 | 3,96,684.00 |
| UGC XII PLAN NEW WOMEN'S HOSTEL | - | 32,00,000.00 |
| DCE/SSP - Dr Ajalesh B Nair | - | 1,07,000.00 |
| Star College Scheme MST- Jenish Paul - NEW | - | 68,00,000.00 |
| DST/SERB/RRP/PHYSICS NEW | 12,08,496.00 | - |
| | 93,49,614.00 | 1,64,58,604.00 |

DIRECTORS:*As per our separate report of even date attached.*

12 NOV 2021

THE UNION CHRISTIAN COLLEGE, ALWAYSFor the year ended
31st March,2021For the year ended
31st March,2020**SCHEDULE : DD****PAYMENTS OF GRANTS UNDER VARIOUS SCHEMES :**

| | | |
|--|---------------------|---------------------|
| Career Oriented Course - Computer science | - | 3,28,569.00 |
| UGC Minor Research Programme - Mary Kutty | - | - |
| UGC Minor Research Programme - Rajalekshmi R | - | - |
| UGC Minor Research Programme - Jenee Peter | - | - |
| Walk with Scholor Dr Sebastian Joseph | 23,450.00 | 1,18,200.00 |
| DST WOS Sreeja VG | - | - |
| DST FIST Botany | - | - |
| UGC-MRP-Rima Joseph | - | - |
| UGC MRP - Reshmi R (Physics) | - | 7,173.00 |
| DAE BRNS EIA Physics | - | - |
| IQAC - UGC XIth Plan | - | 1,23,200.00 |
| UGC-XII Plan-Womens Hostel | - | - |
| Kerala Start Up Mission | - | - |
| SERB - Shinoj | 1,04,736.00 | 5,28,685.00 |
| KSCSTE RRP | 3,74,979.00 | 4,00,211.00 |
| KSWDC (Tresa Divya TJ) | - | 35,000.00 |
| Ugc Seminar-jenny peter | - | - |
| DST Physics - EIA | 5,04,252.00 | 5,33,634.00 |
| KSCSTE Dr. Reshmi R (physics Department) | - | 1,53,931.00 |
| DCE/SSP Jenish Paul | - | 21,500.00 |
| DST/WOS-(A)/RRP/JULIE/PHYSICS | 5,22,794.00 | 5,17,301.00 |
| KSCSTE Students Project | - | 9,000.00 |
| Manu Punnen John(MRP) | - | 34,983.00 |
| JRF Neethumol Varghese | - | 1,20,800.00 |
| DST/SERB/RESHMI R/SARANYA SASI | 3,84,277.00 | 4,76,830.00 |
| DCE/SSP - Dr Ajalesh B Nair | 26,750.00 | 80,250.00 |
| Star College Scheme MST- Jenish Paul - NEW | 50,78,110.00 | 31,066.00 |
| UGC FIP Salary | - | 5,50,918.00 |
| RUSA (Rashtriya Uchhatar Siksha Abhiya Scheme) | 14,88,186.00 | |
| | 85,07,534.00 | 40,71,251.00 |

DIRECTORS:*As per our separate report of even date attached.*

12 NOV 2021



THE UNION CHRISTIAN COLLEGE, ALWAYSFor the year ended
31st March,2021For the year ended
31st March,2020**RECEIPT AND PAYMENTS UNDER DIRECT
PAYMENT SYSTEM PENDING UTILISATION
RECEIPTS**

| | <u>As at 31st March,2021</u> | <u>As at 31st March,2020</u> |
|---|----------------------------------|----------------------------------|
| Schedule: AA(Excluding tution fee, fine and salary) | 1,24,32,470.00 | 1,23,65,084.00 |
| Schedule:CC | 93,49,614.00 | 1,64,58,604.00 |
| | <u>2,17,82,084.00</u> | <u>2,88,23,688.00</u> |

PAYMENTS

| | | |
|---|-----------------------|-----------------------|
| Schedule : BB (Excluding tution fee, fine and salary) | 1,16,98,918.00 | 1,16,28,322.00 |
| Schedule : DD | 85,07,534.00 | 40,71,251.00 |
| | <u>2,02,06,452.00</u> | <u>1,56,99,573.00</u> |

SUMMARY

| | | |
|---|-----------------------|-----------------------|
| Opening Balance | 1,19,89,182.99 | (11,34,932.01) |
| Add: Receipts during the year | 2,17,82,084.00 | 2,88,23,688.00 |
| | <u>3,37,71,266.99</u> | <u>2,76,88,755.99</u> |
| Less: Payments during the year | 2,02,06,452.00 | 1,56,99,573.00 |
| Receipts and Payments under direct payment system | | |
| Pending utilisation | <u>1,35,64,814.99</u> | <u>1,19,89,182.99</u> |
| Unspent balance under direct payment system | 1,69,45,339.46 | 1,55,33,949.46 |
| Less: Excess Spent under direct payment system | 33,80,524.47 | 35,44,766.47 |
| | <u>1,35,64,814.99</u> | <u>1,19,89,182.99</u> |

DIRECTORS:*As per our separate report of even date attached.*

12 NOV 2021

SCHEDULE: 5 FIXED ASSETS (HOSTEL AND MANAGEMENT)

| Sl. No. | Description of Assets | Gross Block | | | Depreciation | | | | | Net Block | | |
|---------|---|-----------------------------------|---------------------------|---------------|-----------------------------------|----------------|------------------------------------|---------------|---------------------------|------------------------------------|------------------------|------------------------|
| | | Total cost as on 01.04.2020 (Rs.) | Additions during the year | Sale/ Adjust. | Total cost as on 31.03.2021 (Rs.) | Rate of Deprn. | Depreciation upto 01.04.2020 (Rs.) | Sale / Adjust | Depreciation for the year | Depreciation upto 31.03.2021 (Rs.) | As on 31.03.2021 (Rs.) | As on 31.03.2020 (Rs.) |
| 1 | Land | 34,651.26 | - | - | 34,651.26 | - | - | - | - | - | 34,651.26 | 34,651.26 |
| 2 | Buildings | 1,09,06,519.52 | - | - | 1,09,06,519.52 | 5% | 64,22,988.84 | - | 2,24,176.53 | 66,47,165.37 | 42,59,354.15 | 44,83,530.68 |
| 3 | Compound wall | 9,82,058.08 | - | - | 9,82,058.08 | 5% | 6,06,630.53 | - | 18,771.38 | 6,25,401.91 | 3,56,656.17 | 3,75,427.55 |
| 4 | Wells | 49,170.45 | - | - | 49,170.45 | 5% | 36,226.90 | - | 647.18 | 36,874.08 | 12,296.37 | 12,943.55 |
| 5 | Hostel Approach Road | 12,490.00 | - | - | 12,490.00 | 5% | 6,605.87 | - | 294.21 | 6,900.08 | 5,589.92 | 5,884.13 |
| 6 | Mahaganitham | 51,876.90 | - | - | 51,876.90 | 25% | 51,186.97 | - | 172.48 | 51,359.45 | 517.45 | 689.93 |
| 7 | Hostel utensils | 3,06,747.09 | - | - | 3,06,747.09 | 20% | 2,50,423.34 | - | 11,264.75 | 2,61,688.09 | 45,059.00 | 56,323.75 |
| 8 | Water works | 3,52,113.92 | - | - | 3,52,113.92 | 15% | 3,48,010.41 | - | 615.53 | 3,48,625.94 | 3,487.98 | 4,103.51 |
| 9 | Chapel books | 10,259.15 | - | - | 10,259.15 | 5% | 1,665.95 | - | 429.66 | 2,095.61 | 8,163.54 | 8,593.20 |
| 10 | Organ | 424.00 | - | - | 424.00 | 5% | 413.20 | - | 0.54 | 413.74 | 10.26 | 10.80 |
| 11 | Cots for hostels | 17,507.75 | - | - | 17,507.75 | 25% | 16,983.04 | - | 131.18 | 17,114.22 | 393.53 | 524.71 |
| 12 | Furniture & Fittings | 47,62,927.87 | 25,546.00 | - | 47,88,473.87 | 25% | 32,62,999.57 | - | 3,78,072.70 | 36,41,072.27 | 11,47,401.60 | 14,99,928.30 |
| 13 | Aluminium ladder | 4,172.68 | - | - | 4,172.68 | 25% | 4,146.18 | - | 6.63 | 4,152.81 | 19.87 | 26.50 |
| 14 | Electrical fittings | 5,15,019.58 | - | - | 5,15,019.58 | 15% | 4,47,472.32 | - | 10,132.09 | 4,57,604.41 | 57,415.17 | 67,547.26 |
| 15 | Water Purifier | 26,960.00 | - | - | 26,960.00 | 20% | 25,895.65 | - | 212.87 | 26,108.52 | 851.48 | 1,064.35 |
| 16 | Cycle | 984.80 | - | - | 984.80 | 20% | 984.48 | - | 0.06 | 984.54 | 0.26 | 0.32 |
| 17 | Motor Pump | 60,494.00 | - | - | 60,494.00 | 15% | 34,176.06 | - | 3,947.69 | 38,123.75 | 22,370.25 | 26,317.94 |
| 18 | Rubber plantations(cost of planting new rubber) | 2,27,843.45 | - | - | 2,27,843.45 | 5% | 1,81,515.12 | - | 2,316.42 | 1,83,831.54 | 44,011.91 | 46,328.33 |
| 19 | Xerox machine | 86,404.03 | - | - | 86,404.03 | 20% | 86,043.49 | - | 72.11 | 86,115.60 | 288.43 | 360.54 |
| 20 | Photostat Machine | 2,71,780.00 | 85,000.00 | - | 3,56,780.00 | 20% | 91,126.41 | - | 38,133.46 | 1,29,259.87 | 2,27,520.13 | 1,80,653.59 |
| 21 | Note Counting Machine | 40,000.00 | - | - | 40,000.00 | 20% | 25,411.31 | - | 2,917.74 | 28,329.05 | 11,670.95 | 14,588.69 |
| 22 | LCD Projector | 1,04,098.00 | 35,460.00 | - | 1,39,558.00 | 20% | 71,426.75 | - | 11,877.54 | 83,304.29 | 56,253.71 | 32,671.25 |
| 23 | Solid Waste Management Equipment | 4,53,305.00 | - | - | 4,53,305.00 | 100% | 4,53,305.00 | - | - | 4,53,305.00 | - | - |
| 24 | Incinerator | 50,000.00 | - | - | 50,000.00 | 100% | 50,000.00 | - | - | 50,000.00 | - | - |
| 25 | Cycle shed | 11,096.32 | - | - | 11,096.32 | 5% | 8,897.34 | - | 109.95 | 9,007.29 | 2,089.03 | 2,198.98 |
| 26 | Goal post | 5,355.80 | - | - | 5,355.80 | 5% | 4,318.37 | - | 51.87 | 4,370.24 | 985.56 | 1,037.43 |
| 27 | Bush Cutting Machine | 48,380.00 | - | - | 48,380.00 | 20% | 20,949.29 | - | 5,486.14 | 26,435.43 | 21,944.57 | 27,430.71 |
| 28 | Scooter shed | 1,47,625.95 | - | - | 1,47,625.95 | 5% | 56,394.30 | - | 4,561.58 | 60,955.88 | 86,670.07 | 91,231.65 |
| 29 | Office equipments | 1,17,752.80 | - | - | 1,17,752.80 | 20% | 82,610.54 | - | 7,028.45 | 89,638.99 | 28,113.81 | 35,142.26 |
| 30 | Lab Equipments | 4,33,180.00 | - | - | 4,33,180.00 | 20% | 3,96,019.14 | - | 7,432.17 | 4,03,451.31 | 29,728.69 | 37,160.86 |
| 31 | Television | 38,920.00 | - | - | 38,920.00 | 20% | 37,634.79 | - | 257.04 | 37,891.83 | 1,028.17 | 1,285.21 |
| 32 | Video Cassette Recorder | 18,450.00 | - | - | 18,450.00 | 20% | 18,380.48 | - | 13.90 | 18,394.38 | 55.62 | 69.52 |
| 33 | V.H.Renovation hall | 1,06,228.95 | - | - | 1,06,228.95 | 5% | 80,965.18 | - | 1,263.19 | 82,228.37 | 24,000.58 | 25,263.77 |
| 34 | Computer & Network | 31,97,425.00 | 2,06,275.00 | - | 34,03,700.00 | 40% | 27,32,556.33 | - | 2,11,121.63 | 29,43,677.96 | 4,60,022.04 | 4,64,868.67 |
| 35 | Computer software | 4,40,005.00 | 2,53,700.00 | - | 6,93,705.00 | 25% | 3,34,519.80 | - | 79,022.74 | 4,13,542.54 | 2,80,162.46 | 1,05,485.20 |
| 36 | EPABX System | 2,17,616.00 | - | - | 2,17,616.00 | 20% | 2,05,764.24 | - | 2,370.35 | 2,08,134.59 | 9,481.41 | 11,851.76 |
| 37 | Air Conditioner | 1,88,750.00 | - | - | 1,88,750.00 | 20% | 70,910.34 | - | 23,567.93 | 94,478.27 | 94,271.73 | 1,17,839.66 |
| 38 | Mike set | 28,621.20 | - | - | 28,621.20 | 15% | 27,587.86 | - | 155.00 | 27,742.86 | 878.34 | 1,033.34 |
| 39 | Library books | 3,77,411.15 | - | - | 3,77,411.15 | 5% | 2,76,357.08 | - | 5,052.70 | 2,81,409.78 | 96,001.37 | 1,01,054.07 |
| 40 | Shooting range Pavilion | 61,461.00 | - | - | 61,461.00 | 5% | 23,505.27 | - | 1,897.79 | 25,403.06 | 36,057.94 | 37,955.73 |
| | Total c/f | 2,47,66,086.70 | 6,05,981.00 | - | 2,53,72,067.70 | | 1,68,53,007.74 | - | 10,53,585.18 | 1,79,06,592.92 | 74,65,474.78 | 79,13,078.96 |

DIRECTORS

(As per our separate report of even date attached)

12 NOV 2021



SCHEDULE: 5 FIXED ASSETS (HOSTEL AND MANAGEMENT)

| Sl. No. | Description of Assets | Gross Block | | | | Depreciation | | | | | Net Block | |
|---------|------------------------------|-----------------------------------|---------------------------|---------------|-----------------------------------|---------------|------------------------------------|---------------|---------------------------|------------------------------------|------------------------|------------------------|
| | | Total cost as on 01.04.2020 (Rs.) | Additions during the year | Sale/ Adjust. | Total cost as on 31.03.2021 (Rs.) | Rate of Depn. | Depreciation upto 01.04.2020 (Rs.) | Sale / Adjust | Depreciation for the year | Depreciation upto 31.03.2021 (Rs.) | As on 31.03.2021 (Rs.) | As on 31.03.2020 (Rs.) |
| | Total B/f | 2,47,66,086.70 | 6,05,981.00 | - | 2,53,72,067.70 | | 1,68,53,007.74 | - | 10,53,585.18 | 1,79,06,592.92 | 74,65,474.78 | 79,13,078.96 |
| 41 | Academic Block | 1,12,77,869.00 | - | - | 1,12,77,869.00 | 5% | 24,82,249.25 | - | 4,39,780.99 | 29,22,030.24 | 83,55,838.76 | 87,95,619.75 |
| 42 | Toilet Block | 11,39,084.00 | - | - | 11,39,084.00 | 5% | 2,56,922.03 | - | 44,108.10 | 3,01,030.13 | 8,38,053.87 | 8,82,161.97 |
| 43 | Campus CCTV | 1,33,101.00 | - | - | 1,33,101.00 | 20% | 68,788.92 | - | 12,862.42 | 81,651.34 | 51,449.66 | 64,312.08 |
| 44 | Grinder | 32,060.00 | - | - | 32,060.00 | 20% | 18,992.81 | - | 2,613.44 | 21,606.25 | 10,453.75 | 13,067.19 |
| 45 | Sanitary Pad Vending Machine | 29,000.00 | - | - | 29,000.00 | 20% | 12,260.40 | - | 3,347.92 | 15,608.32 | 13,391.68 | 16,739.60 |
| 46 | Solar Power plant | 50,72,307.00 | - | - | 50,72,307.00 | 40% | 2,38,370.71 | - | 19,33,574.52 | 21,71,945.23 | 29,00,361.77 | 48,33,936.29 |
| 47 | Generator | 1,06,300.00 | - | - | 1,06,300.00 | 20% | 17,774.75 | - | 17,705.05 | 35,479.80 | 70,820.20 | 88,525.25 |
| 48 | UPS & Battery | 1,58,460.00 | - | - | 1,58,460.00 | 40% | 16,368.85 | - | 56,836.46 | 73,205.31 | 85,254.69 | 1,42,091.15 |
| | BT & SP : | | | | | | | | | | | |
| 49 | DNA Finger Printer | 6,03,248.00 | - | - | 6,03,248.00 | 20% | 5,92,199.44 | - | 2,209.71 | 5,94,409.15 | 8,838.85 | 11,048.56 |
| 50 | Furniture | 97,656.00 | - | - | 97,656.00 | 25% | 89,420.99 | - | 2,058.75 | 91,479.74 | 6,176.26 | 8,235.01 |
| 51 | Microscope | 9,70,566.79 | - | - | 9,70,566.79 | 20% | 4,74,250.19 | - | 99,263.32 | 5,73,513.51 | 3,97,053.28 | 4,96,316.60 |
| 52 | Computer & Accessories | 35,355.00 | - | - | 35,355.00 | 40% | 34,644.10 | - | 284.36 | 34,928.46 | 426.54 | 710.90 |
| 53 | Books | 21,137.50 | - | - | 21,137.50 | 5% | 11,070.86 | - | 503.33 | 11,574.19 | 9,563.31 | 10,066.64 |
| | Computer Centre : | | | | | | | | | | | |
| 54 | Books | 7,834.50 | - | - | 7,834.50 | 5% | 5,512.04 | - | 116.12 | 5,628.16 | 2,206.34 | 2,322.46 |
| 55 | Clock | 215.00 | - | - | 215.00 | 15% | 212.31 | - | 0.40 | 212.71 | 2.29 | 2.69 |
| 56 | Furniture | 49,987.00 | - | - | 49,987.00 | 25% | 49,703.09 | - | 70.98 | 49,774.07 | 212.93 | 283.91 |
| 57 | Teak Plantations | 6,202.90 | - | - | 6,202.90 | 5% | 4,772.02 | - | 71.54 | 4,843.56 | 1,359.34 | 1,430.88 |
| 58 | Computer and accessories | 11,15,178.20 | - | - | 11,15,178.20 | 40% | 11,15,079.73 | - | 39.39 | 11,15,119.12 | 59.08 | 98.47 |
| | L.C.I.T. : | | | | | | | | | | | |
| 59 | Green Board | 6,709.00 | - | - | 6,709.00 | 25% | 6,463.16 | - | 61.46 | 6,524.62 | 184.38 | 245.84 |
| 60 | Air conditioner | 70,685.00 | - | - | 70,685.00 | 20% | 66,973.59 | - | 742.28 | 67,715.87 | 2,969.13 | 3,711.41 |
| 61 | Computer and Accessories | 18,38,880.00 | - | - | 18,38,880.00 | 40% | 18,31,401.62 | - | 2,991.35 | 18,34,392.97 | 4,487.03 | 7,478.38 |
| 62 | Buildings | 11,46,265.30 | - | - | 11,46,265.30 | 5% | 8,11,882.50 | - | 16,719.14 | 8,28,601.64 | 3,17,663.66 | 3,34,382.80 |
| 63 | Furniture and fittings | 4,09,679.00 | - | - | 4,09,679.00 | 25% | 4,07,055.32 | - | 655.92 | 4,07,711.24 | 1,967.76 | 2,623.68 |
| 64 | Electrical fittings | 87,984.00 | - | - | 87,984.00 | 15% | 84,197.65 | - | 567.95 | 84,765.60 | 3,218.40 | 3,786.35 |
| 65 | Computer books | 1,78,707.22 | - | - | 1,78,707.22 | 5% | 1,32,311.83 | - | 2,319.77 | 1,34,631.60 | 44,075.62 | 46,395.39 |
| 66 | Black board | 4,100.00 | - | - | 4,100.00 | 25% | 3,964.79 | - | 33.80 | 3,998.59 | 101.41 | 135.21 |
| 67 | Platinum Jubilee building | 10,90,090.90 | - | - | 10,90,090.90 | 5% | 9,81,844.86 | - | 5,412.30 | 9,87,257.16 | 1,02,833.74 | 1,08,246.04 |
| 68 | Generator | 62,528.00 | - | - | 62,528.00 | 20% | 61,985.33 | - | 108.53 | 62,093.86 | 434.14 | 542.67 |
| 69 | Generator House | 1,27,871.15 | - | - | 1,27,871.15 | 5% | 98,106.32 | - | 1,488.24 | 99,594.56 | 28,276.59 | 29,764.83 |
| 70 | Grinder | 6,532.00 | - | - | 6,532.00 | 20% | 6,460.46 | - | 14.31 | 6,474.77 | 57.23 | 71.54 |
| 71 | Fax machine | 20,900.00 | - | - | 20,900.00 | 20% | 20,647.37 | - | 50.53 | 20,697.90 | 202.10 | 252.63 |
| 72 | Kitchen Equipments | 85,150.75 | - | - | 85,150.75 | 20% | 84,051.73 | - | 219.80 | 84,271.53 | 879.22 | 1,099.02 |
| 73 | Flower stand | 12,129.00 | - | - | 12,129.00 | 25% | 11,728.99 | - | 100.00 | 11,828.99 | 300.01 | 400.01 |
| 74 | Overhead Projector | 20,986.00 | - | - | 20,986.00 | 20% | 20,739.32 | - | 49.34 | 20,788.66 | 197.34 | 246.68 |
| 75 | Christian Literature Books | 17,672.00 | - | - | 17,672.00 | 5% | 8,899.57 | - | 438.62 | 9,338.19 | 8,333.81 | 8,772.43 |
| | Total C/f | 5,08,08,517.91 | 6,05,981.00 | - | 5,14,14,498.91 | | 2,69,80,314.64 | - | 37,01,005.32 | 3,06,81,319.96 | 2,07,33,178.95 | 2,38,28,203.27 |

Contd..

DIRECTORS

(As per our separate report of even date attached)



SCHEDULE: 5 FIXED ASSETS (HOSTEL AND MANAGEMENT)

| Sl. No. | Description of Assets | Gross Block | | | Depreciation | | | | | Net Block | | |
|---------|----------------------------|-----------------------------------|---------------------------|---------------|-----------------------------------|---------------|------------------------------------|---------------|---------------------------|------------------------------------|------------------------|------------------------|
| | | Total cost as on 01.04.2020 (Rs.) | Additions during the year | Sale/ Adjust. | Total cost as on 31.03.2021 (Rs.) | Rate of Depn. | Depreciation upto 01.04.2020 (Rs.) | Sale / Adjust | Depreciation for the year | Depreciation upto 31.03.2021 (Rs.) | As on 31.03.2021 (Rs.) | As on 31.03.2020 (Rs.) |
| | Total B/f | 5,08,08,517.91 | 6,05,981.00 | - | 5,14,14,498.91 | | 2,69,80,314.64 | - | 37,01,005.32 | 3,06,81,319.96 | 2,07,33,178.95 | 2,38,28,203.27 |
| 76 | Lightening Arrester | 21,260.00 | - | - | 21,260.00 | 20% | 20,829.14 | - | 86.17 | 20,915.31 | 344.69 | 430.86 |
| 77 | Refrigerator | 10,000.00 | - | - | 10,000.00 | 20% | 9,900.09 | - | 19.98 | 9,920.07 | 79.93 | 99.91 |
| | Bsc Computer Science : | | | | | | | | | | | |
| 78 | Furniture | 44,174.00 | - | - | 44,174.00 | 25% | 43,159.49 | - | 253.63 | 43,413.12 | 760.88 | 1,014.51 |
| 79 | Books | 45,882.00 | - | - | 45,882.00 | 5% | 32,897.81 | - | 649.21 | 33,547.02 | 12,334.98 | 12,984.20 |
| 80 | Computer & Accessories | 7,50,475.00 | - | - | 7,50,475.00 | 40% | 7,08,132.87 | - | 16,936.85 | 7,25,069.72 | 25,405.28 | 42,342.13 |
| | BSc Computer Maintenance : | | | | | | | | | | | |
| 81 | Electrical fittings | 1,92,840.75 | - | - | 1,92,840.75 | 15% | 1,76,016.08 | - | 2,523.70 | 1,78,539.78 | 14,300.97 | 16,824.67 |
| 82 | Books | 82,504.00 | - | - | 82,504.00 | 5% | 30,117.85 | - | 2,619.31 | 32,737.16 | 49,766.84 | 52,386.15 |
| 83 | Computer & Accessories | 7,58,740.00 | 34,949.00 | - | 7,93,689.00 | 40% | 7,41,711.76 | - | 7,692.21 | 7,49,403.97 | 44,285.03 | 17,028.24 |
| 84 | Furniture | 2,00,288.75 | - | - | 2,00,288.75 | 25% | 1,90,443.49 | - | 2,461.32 | 1,92,904.81 | 7,383.94 | 9,845.26 |
| 85 | Lab equipments | 2,40,508.00 | - | - | 2,40,508.00 | 20% | 2,10,914.18 | - | 5,918.76 | 2,16,832.94 | 23,675.06 | 29,593.82 |
| 86 | Overhead Projector | 49,650.00 | - | - | 49,650.00 | 20% | 41,582.41 | - | 1,613.52 | 43,195.93 | 6,454.07 | 8,067.59 |
| 87 | Air conditioner | 60,550.00 | - | - | 60,550.00 | 20% | 28,155.43 | - | 6,478.91 | 34,634.34 | 25,915.66 | 32,394.57 |
| | MCA : | | | | | | | | | | | |
| 88 | Buildings | 1,44,66,228.40 | - | - | 1,44,66,228.40 | 5% | 67,69,314.20 | - | 3,84,845.71 | 71,54,159.91 | 73,12,068.49 | 76,96,914.20 |
| 89 | Furniture | 39,44,797.28 | - | - | 39,44,797.28 | 25% | 35,29,767.87 | - | 1,03,757.35 | 36,33,525.22 | 3,11,272.06 | 4,15,029.41 |
| 90 | Library Books | 45,99,503.00 | - | - | 45,99,503.00 | 5% | 15,78,580.31 | - | 1,51,046.13 | 17,29,626.44 | 28,69,876.56 | 30,20,922.69 |
| 91 | Air conditioner | 5,07,907.00 | - | - | 5,07,907.00 | 20% | 4,06,977.11 | - | 20,185.98 | 4,27,163.09 | 80,743.91 | 1,00,929.89 |
| 92 | MCA Approach Road | 1,41,500.00 | - | - | 1,41,500.00 | 5% | 47,690.30 | - | 4,690.49 | 52,380.79 | 89,119.21 | 93,809.70 |
| 93 | Electrical fittings | 8,83,899.90 | - | - | 8,83,899.90 | 15% | 7,39,694.13 | - | 21,630.87 | 7,61,325.00 | 1,22,574.90 | 1,44,205.77 |
| 94 | Computer & Accessories | 1,04,39,233.00 | 69,100.00 | - | 1,05,08,333.00 | 40% | 95,68,254.40 | - | 3,58,614.45 | 99,26,868.85 | 5,81,464.15 | 8,70,978.60 |
| 95 | Computer Software | 5,92,677.00 | - | - | 5,92,677.00 | 25% | 3,59,549.54 | - | 58,281.87 | 4,17,831.41 | 1,74,845.59 | 2,33,127.46 |
| 96 | Lightening Arrester | 21,260.00 | - | - | 21,260.00 | 20% | 20,850.68 | - | 81.86 | 20,932.54 | 327.46 | 409.32 |
| 97 | UPS & Battery | 8,94,151.00 | - | - | 8,94,151.00 | 40% | 8,90,764.71 | - | 1,354.52 | 8,92,119.23 | 2,031.77 | 3,386.29 |
| 98 | Overhead Projector | 24,500.00 | - | - | 24,500.00 | 20% | 23,660.18 | - | 167.96 | 23,828.14 | 671.86 | 839.82 |
| 99 | Sound System | 93,405.00 | - | - | 93,405.00 | 15% | 73,156.05 | - | 3,037.34 | 76,193.39 | 17,211.61 | 20,248.95 |
| 100 | Fire Extinguisher | 78,328.00 | - | - | 78,328.00 | 20% | 72,757.32 | - | 1,114.14 | 73,871.46 | 4,456.54 | 5,570.68 |
| 101 | Car Shed | 63,875.00 | - | - | 63,875.00 | 5% | 25,288.77 | - | 1,929.31 | 27,218.08 | 36,656.92 | 38,586.23 |
| 102 | Telephone | 2,150.00 | - | - | 2,150.00 | 20% | 1,978.88 | - | 34.22 | 2,013.10 | 136.90 | 171.12 |
| 103 | Xerox Machine | 86,000.00 | - | - | 86,000.00 | 20% | 64,493.27 | - | 4,301.35 | 68,794.62 | 17,205.38 | 21,506.73 |
| 104 | Projector | 1,43,982.00 | - | - | 1,43,982.00 | 20% | 85,923.46 | - | 11,611.71 | 97,535.17 | 46,446.83 | 58,058.54 |
| 105 | Fire & Safety Equipment | 6,89,792.00 | - | - | 6,89,792.00 | 20% | 4,07,407.59 | - | 56,476.88 | 4,63,884.47 | 2,25,907.53 | 2,82,384.41 |
| 106 | Sanitary Napkin Destroyer | - | - | - | - | - | - | - | - | - | - | - |
| 107 | Water Purifier | 40,000.00 | - | - | 40,000.00 | 20% | 5,180.33 | - | 6,963.93 | 12,144.26 | 27,855.74 | 34,819.67 |
| | MSc Bio-technology : | | | | | | | | | | | |
| 108 | Furniture | 1,47,507.00 | - | - | 1,47,507.00 | 25% | 1,30,998.11 | - | 4,127.22 | 1,35,125.33 | 12,381.67 | 16,508.89 |
| 109 | Lab equipments | 18,06,234.00 | - | - | 18,06,234.00 | 20% | 11,43,320.70 | - | 1,32,582.66 | 12,75,903.36 | 5,30,330.64 | 6,62,913.30 |
| 110 | Books | 5,73,675.00 | - | - | 5,73,675.00 | 5% | 3,20,797.03 | - | 12,643.90 | 3,33,440.93 | 2,40,234.07 | 2,52,877.97 |
| 111 | Computer & Accessories | 2,08,865.00 | - | - | 2,08,865.00 | 40% | 1,99,112.13 | - | 3,901.15 | 2,03,013.28 | 5,851.72 | 9,752.87 |
| 112 | Electrical fittings | 1,80,932.00 | - | - | 1,80,932.00 | 15% | 53,444.76 | - | 19,123.09 | 72,567.85 | 1,08,364.15 | 1,27,487.24 |
| 113 | Air conditioner | 63,700.00 | - | - | 63,700.00 | 20% | 40,151.88 | - | 4,709.62 | 44,861.50 | 18,838.50 | 23,548.12 |
| 114 | Refrigerator | 26,460.00 | - | - | 26,460.00 | 20% | 25,595.34 | - | 172.93 | 25,768.27 | 691.73 | 864.66 |
| | Total C/f | 9,39,85,951.99 | 7,10,030.00 | - | 9,46,95,981.99 | | 5,57,98,884.29 | - | 51,15,645.53 | 6,09,14,529.82 | 3,37,81,452.17 | 3,81,87,067.71 |

Contd....

DIRECTORS

(Handwritten signatures and initials of directors)

(As per our separate report of even date attached)

12 NOV 2021



SCHEDULE: 5 FIXED ASSETS (HOSTEL AND MANAGEMENT)

| Sl. No. | Description of Assets | Gross Block | | | | Depreciation | | | | | Net Block | |
|---------|---|-----------------------------------|---------------------------|---------------|-----------------------------------|---------------|------------------------------------|---------------|---------------------------|------------------------------------|------------------------|------------------------|
| | | Total cost as on 01.04.2020 (Rs.) | Additions during the year | Sale/ Adjust. | Total cost as on 31.03.2021 (Rs.) | Rate of Depn. | Depreciation upto 01.04.2020 (Rs.) | Sale / Adjust | Depreciation for the year | Depreciation upto 31.03.2021 (Rs.) | As on 31.03.2021 (Rs.) | As on 31.03.2020 (Rs.) |
| | Total B/f | 9,39,85,951.99 | 7,10,030.00 | - | 9,46,95,981.99 | | 5,57,98,884.29 | - | 51,15,645.53 | 6,09,14,529.82 | 3,37,81,452.17 | 3,81,87,067.71 |
| | MSc Bio-informatics : | | | | | | | | | | | |
| 115 | Books | 2,54,378.00 | | - | 2,54,378.00 | 5% | 1,36,655.62 | - | 5,886.12 | 1,42,541.74 | 1,11,836.26 | 1,17,722.38 |
| 116 | Furniture | 1,98,175.00 | | - | 1,98,175.00 | 25% | 1,73,150.63 | - | 6,256.09 | 1,79,406.72 | 18,768.28 | 25,024.37 |
| 117 | Lab equipments | 3,81,578.00 | | - | 3,81,578.00 | 20% | 2,89,763.15 | - | 18,362.97 | 3,08,126.12 | 73,451.88 | 91,814.85 |
| 118 | Computer & Accessories | 22,40,856.00 | | - | 22,40,856.00 | 40% | 21,81,450.67 | - | 23,762.13 | 22,05,212.80 | 35,643.20 | 59,405.33 |
| 119 | Over head Projector | 8,000.00 | | - | 8,000.00 | 20% | 7,494.22 | - | 101.16 | 7,595.38 | 404.62 | 505.78 |
| 120 | Photoelectric Calorimeter | 7,700.00 | | - | 7,700.00 | 20% | 6,304.63 | - | 279.07 | 6,583.70 | 1,116.30 | 1,395.37 |
| 121 | Micro pipetter | 26,922.00 | | - | 26,922.00 | 20% | 25,085.11 | - | 367.38 | 25,452.49 | 1,469.51 | 1,836.89 |
| 122 | Msc Bioinformatics Projector | 54,812.00 | | - | 54,812.00 | 15% | 17,684.08 | - | 5,569.19 | 23,253.27 | 31,558.73 | 37,127.92 |
| | Master In Business Administration (MBA) | | | | | | | | | | | |
| 123 | Building | 69,06,521.00 | | - | 69,06,521.00 | 5% | 19,32,522.91 | - | 2,48,699.90 | 21,81,222.81 | 47,25,298.19 | 49,73,998.09 |
| 124 | Computer & Accessories | 12,94,327.00 | | - | 12,94,327.00 | 40% | 10,20,446.65 | - | 1,09,552.14 | 11,29,998.79 | 1,64,328.21 | 2,73,880.35 |
| 125 | Computer Software | 1,43,370.00 | | - | 1,43,370.00 | 25% | 63,000.56 | - | 20,092.36 | 83,092.92 | 60,277.08 | 80,369.44 |
| 126 | Books | 15,07,494.00 | | - | 15,07,494.00 | 5% | 2,62,509.12 | - | 62,249.24 | 3,24,758.36 | 11,82,735.64 | 12,44,984.88 |
| 127 | Electrical Fitting | 31,713.00 | | - | 31,713.00 | 15% | 14,117.64 | - | 2,639.30 | 16,756.94 | 14,956.06 | 17,595.36 |
| 128 | Furniture | 5,75,647.00 | 31,700.00 | - | 6,07,347.00 | 25% | 4,17,051.90 | - | 43,781.38 | 4,60,833.28 | 1,46,513.72 | 1,58,595.10 |
| 129 | Projector | 1,89,271.00 | | - | 1,89,271.00 | 20% | 1,01,876.24 | - | 17,478.95 | 1,19,355.19 | 69,915.81 | 87,394.76 |
| 130 | Water Filter | 9,000.00 | | - | 9,000.00 | 15% | 3,855.70 | - | 771.65 | 4,627.35 | 4,372.65 | 5,144.30 |
| | MLA Psychology : | | | | | | | | | | | |
| 131 | Books | 15,909.00 | | - | 15,909.00 | 5% | 10,809.06 | - | 255.00 | 11,064.06 | 4,844.94 | 5,099.94 |
| | History Archaeology : | | | | | | | | | | | |
| 132 | Books | 8,546.00 | | - | 8,546.00 | 5% | 8,546.00 | - | - | 8,546.00 | - | - |
| | Platinum Jubilee Memorial Auditorium | | | | | | | | | | | |
| 133 | Building | 1,18,22,930.73 | | - | 1,18,22,930.73 | 5% | 87,12,363.95 | - | 1,55,528.34 | 88,67,892.29 | 29,55,038.44 | 31,10,566.78 |
| 134 | Aura Turbine Ventilator | 1,02,224.00 | | - | 1,02,224.00 | 20% | 79,391.14 | - | 4,566.57 | 83,957.71 | 18,266.29 | 22,832.86 |
| 135 | Furniture | 5,23,074.00 | | - | 5,23,074.00 | 25% | 5,03,655.98 | - | 4,854.51 | 5,08,510.49 | 14,563.51 | 19,418.02 |
| 136 | College Main Gate | 3,85,784.00 | | - | 3,85,784.00 | 5% | 1,77,169.31 | - | 10,430.73 | 1,87,600.04 | 1,98,183.96 | 2,08,614.69 |
| 137 | Rain Water Harvest | 4,64,254.00 | | - | 4,64,254.00 | 5% | 1,71,445.63 | - | 14,640.42 | 1,86,086.05 | 2,78,167.95 | 2,92,808.37 |
| 138 | Servants' Quarters | 50,705.00 | | - | 50,705.00 | 10% | 36,384.41 | - | 1,432.06 | 37,816.47 | 12,888.53 | 14,320.59 |
| 139 | Bio-Gas Plant | 2,80,000.00 | | - | 2,80,000.00 | 20% | 2,60,745.37 | - | 3,850.93 | 2,64,596.30 | 15,403.70 | 19,254.63 |
| | Assets acquired out of UBCHEA Grant | | | | | | | | | | | |
| 140 | LCD Projector | 69,750.00 | | - | 69,750.00 | 20% | 66,552.10 | - | 639.58 | 67,191.68 | 2,558.32 | 3,197.90 |
| 141 | Lab Equipments | 3,05,900.00 | | - | 3,05,900.00 | 20% | 2,92,371.66 | - | 2,705.67 | 2,95,077.33 | 10,822.67 | 13,528.34 |
| 142 | Computer & Accessories | 2,89,064.00 | | - | 2,89,064.00 | 40% | 2,67,064.00 | - | 8,800.00 | 2,75,864.00 | 13,200.00 | 22,000.00 |
| 143 | High Speed Refrigerated Centrifuge | 1,05,035.00 | | - | 1,05,035.00 | 20% | 98,770.22 | - | 1,252.96 | 1,00,023.18 | 5,011.82 | 6,264.78 |
| 144 | Books | 18,281.00 | | - | 18,281.00 | 5% | 4,746.24 | - | 676.74 | 5,422.98 | 12,858.02 | 13,534.76 |
| 145 | Deep Freezer | 2,07,000.00 | | - | 2,07,000.00 | 20% | 1,94,653.54 | - | 2,469.29 | 1,97,122.83 | 9,877.17 | 12,346.46 |
| | Total C/f | 12,24,64,172.72 | 7,41,730.00 | - | 12,32,05,902.72 | | 7,33,36,521.73 | - | 58,93,597.36 | 7,92,30,119.09 | 4,39,75,783.63 | 4,91,27,651.00 |

Contd.

DIRECTORS

(Handwritten signatures of directors)

(As per our separate report of even date attached)

12 NOV 2021



SCHEDULE: 5 FIXED ASSETS (HOSTEL AND MANAGEMENT)

| Sl. No. | Description of Assets | Gross Block | | | Rate of Depn. | Depreciation | | | | Net Block | | |
|---------|---|-----------------------------------|---------------------------|---------------|------------------------|-----------------------------------|------------------------------------|---------------|---------------------------|------------------------------------|------------------------|------------------------|
| | | Total cost as on 01.04.2020 (Rs.) | Additions during the year | Sale/ Adjust. | | Total cost as on 31.03.2021 (Rs.) | Depreciation upto 01.04.2020 (Rs.) | Sale / Adjust | Depreciation for the year | Depreciation upto 31.03.2021 (Rs.) | As on 31.03.2021 (Rs.) | As on 31.03.2020 (Rs.) |
| | Total B/f | 12,24,64,172.72 | 7,41,730.00 | - | 12,32,05,902.72 | 7,33,36,521.73 | - | 58,93,597.36 | 7,92,30,119.09 | 4,39,75,783.63 | 4,91,27,651.00 | |
| 146 | Transformer | 37,78,615.00 | - | - | 37,78,615.00 | 15% | 31,46,289.31 | - | 94,848.85 | 32,41,138.16 | 5,37,476.84 | |
| 147 | Furniture & Fixtures | 50,897.00 | - | - | 50,897.00 | 25% | 35,441.88 | - | 3,863.78 | 39,305.66 | 11,591.34 | |
| 148 | Note Counting Machine | 17,272.00 | - | - | 17,272.00 | 20% | 15,726.17 | - | 309.17 | 16,035.34 | 1,236.66 | |
| 149 | Weed cutter | 28,611.00 | - | - | 28,611.00 | 20% | 25,624.77 | - | 597.25 | 26,222.02 | 2,388.98 | |
| 150 | Mca seminar hall | 84,01,014.00 | - | - | 84,01,014.00 | 5% | 34,11,579.77 | - | 2,49,471.71 | 36,61,051.48 | 47,39,962.52 | |
| 151 | Public Addressing System | 1,64,522.00 | - | - | 1,64,522.00 | 20% | 1,43,154.11 | - | 4,273.58 | 1,47,427.69 | 17,094.31 | |
| | Assets acquired out of Ford Foundation Grant | | | | | | | | | | | |
| 152 | Lectern Stand | 39,419.00 | - | - | 39,419.00 | 25% | 35,970.00 | - | 862.25 | 36,832.25 | 2,586.75 | |
| 153 | Books | 11,147.00 | - | - | 11,147.00 | 5% | 3,330.09 | - | 390.85 | 3,720.94 | 7,426.06 | |
| 154 | Furniture | 27,900.00 | - | - | 27,900.00 | 25% | 25,711.29 | - | 547.18 | 26,258.47 | 1,641.53 | |
| 155 | Electrical fittings | 2,32,176.00 | - | - | 2,32,176.00 | 15% | 1,67,688.72 | - | 9,673.09 | 1,77,361.81 | 54,814.19 | |
| 156 | Computer & Accessories | 79,480.00 | - | - | 79,480.00 | 40% | 78,245.12 | - | 493.95 | 78,739.07 | 740.93 | |
| 157 | Camera | 10,700.00 | - | - | 10,700.00 | 20% | 8,668.76 | - | 406.25 | 9,075.01 | 1,624.99 | |
| | Assets acquired out of UCCANA Grant | | | | | | | | | | | |
| 158 | Computer & Accessories | 2,13,725.00 | - | - | 2,13,725.00 | 40% | 2,12,517.66 | - | 482.94 | 2,13,000.60 | 724.40 | |
| 159 | Recording Room | | 4,21,635.00 | - | 4,21,635.00 | 5% | - | - | 2,945.67 | 2,945.67 | 4,18,689.33 | |
| 160 | Computer & Accessories | | 67,300.00 | - | 67,300.00 | 40% | - | - | 1,106.30 | 1,106.30 | 66,193.70 | |
| | Total | 13,55,19,650.72 | 12,30,665.00 | - | 13,67,50,315.72 | | 8,06,46,469.38 | - | 62,63,870.18 | 8,69,10,339.56 | 4,98,39,976.16 | 5,48,73,181.35 |

DIRECTORS

(As per our separate report of even date attached)



12 NOV 2021

THE UNION CHRISTIAN COLLEGE, ALWAY

SCHEDULE: 5 FIXED ASSETS (COLLEGE)

| Sl. No. | Description of Assets | Gross Block | | | | Depreciation | | | | | Net Block | |
|---------|---|-----------------------------|---------------------------|---------------|-----------------------------|---------------|------------------------------|----------------|---------------------------|------------------------------|---------------------|---------------------|
| | | Total cost as on 01.04.2020 | Additions during the year | Sale/ Adjust. | Total cost as on 31.03.2021 | Rate of Depn. | Depreciation upto 01.04.2020 | Sale / Adjust. | Depreciation for the year | Depreciation upto 31.03.2021 | As on 31.03.2021 | As on 31.03.2020 |
| 1 | Land | 7,50,000.00 | - | - | 7,50,000.00 | | - | - | - | - | 7,50,000.00 | 7,50,000.00 |
| 2 | Building 1st class construction | 16,65,244.250 | - | - | 16,65,244.25 | 5% | 14,19,195.55 | - | 12,302.44 | 14,31,497.99 | 2,33,746.26 | 2,46,048.70 |
| 3 | Building 2nd class construction | 10,68,275.930 | - | - | 10,68,275.93 | 5% | 9,54,566.85 | - | 5,685.45 | 9,60,252.30 | 1,08,023.63 | 1,13,709.08 |
| 4 | Women's Hostel Building | 10,74,451.200 | - | - | 10,74,451.20 | 5% | 6,66,596.12 | - | 20,392.75 | 6,86,988.87 | 3,87,462.33 | 4,07,855.08 |
| 5 | Play ground | 37,869.510 | - | - | 37,869.51 | 5% | 37,845.71 | - | 1.19 | 37,846.90 | 22.61 | 23.80 |
| 6 | Electrical fittings | 47,485.500 | - | - | 47,485.50 | 15% | 47,415.68 | - | 10.47 | 47,426.15 | 59.35 | 69.82 |
| 7 | Student's welfare facilities | 15,140.590 | - | - | 15,140.59 | 15% | 15,135.00 | - | 0.84 | 15,135.84 | 4.75 | 5.59 |
| 8 | Road, Lights and gates | 3,288.320 | - | - | 3,288.32 | 5% | 3,096.84 | - | 9.57 | 3,106.41 | 181.91 | 191.48 |
| 9 | Furniture and appliances | 4,86,131.000 | - | - | 4,86,131.00 | 25% | 4,85,790.38 | - | 85.15 | 4,85,875.53 | 255.47 | 340.62 |
| 10 | Laboratory apparatus & equipments | 7,44,849.100 | - | - | 7,44,849.10 | 20% | 7,43,768.44 | - | 216.13 | 7,43,984.57 | 864.53 | 1,080.66 |
| 11 | Library books | 15,37,636.710 | - | - | 15,37,636.71 | 5% | 12,57,152.60 | - | 14,024.21 | 12,71,176.81 | 2,66,459.90 | 2,80,484.11 |
| 12 | Office machinery | 15,527.840 | - | - | 15,527.84 | 20% | 15,510.19 | - | 3.53 | 15,513.72 | 14.12 | 17.65 |
| 13 | Hurdles | 1,800.000 | - | - | 1,800.00 | 20% | 1,799.15 | - | 0.17 | 1,799.32 | 0.68 | 0.85 |
| 14 | Shooting range | 2,005.900 | - | - | 2,005.90 | 5% | 1,892.48 | - | 5.67 | 1,898.15 | 107.75 | 113.42 |
| 15 | Record player | 2,452.000 | - | - | 2,452.00 | 20% | 2,451.60 | - | 0.08 | 2,451.68 | 0.32 | 0.40 |
| 16 | Laboratory equipments and appliances(grant) | 18,58,398.880 | - | - | 18,58,398.88 | 20% | 18,45,902.61 | - | 2,499.25 | 18,48,401.86 | 9,997.02 | 12,496.27 |
| 17 | Botanical garden | 500.000 | - | - | 500.00 | 5% | 469.89 | - | 1.51 | 471.40 | 28.60 | 30.11 |
| 18 | Sports pavilion & stadium | 24,335.730 | - | - | 24,335.73 | 5% | 22,050.23 | - | 114.28 | 22,164.51 | 2,171.22 | 2,285.50 |
| 19 | Type writer | 29,461.420 | - | - | 29,461.42 | 15% | 29,340.19 | - | 18.18 | 29,358.37 | 103.05 | 121.23 |
| 20 | Chalk Board | 1,382.730 | - | - | 1,382.73 | 25% | 1,378.97 | - | 0.94 | 1,379.91 | 2.82 | 3.76 |
| 21 | Black Board | 6,490.000 | - | - | 6,490.00 | 25% | 6,426.18 | - | 15.96 | 6,442.14 | 47.86 | 63.82 |
| 22 | Laboratory apparatus & equipments (gifts) | 35,225.000 | - | - | 35,225.00 | 20% | 35,085.38 | - | 27.92 | 35,113.30 | 111.70 | 139.62 |
| 23 | Office building | 2,26,850.080 | - | - | 2,26,850.08 | 5% | 1,80,594.40 | - | 2,312.78 | 1,82,907.18 | 43,942.90 | 46,255.68 |
| 24 | Computer | 5,72,214.680 | - | - | 5,72,214.68 | 40% | 5,72,167.46 | - | 18.89 | 5,72,186.35 | 28.33 | 47.22 |
| 25 | Mess hall | 11,86,307.460 | - | - | 11,86,307.46 | 5% | 8,37,395.10 | - | 17,445.62 | 8,54,840.72 | 3,31,466.74 | 3,48,912.36 |
| 26 | MB Block | 47,78,222.000 | - | - | 47,78,222.00 | 5% | 3,51,461.13 | - | 2,21,338.04 | 5,72,799.17 | 42,05,422.83 | 44,26,760.87 |
| | Total | 1,61,71,545.83 | - | - | 1,61,71,545.83 | | 95,34,488.13 | - | 2,96,531.02 | 98,31,019.15 | 63,40,526.68 | 66,37,057.70 |

DIRECTORS

(As per our separate report of even date attached)



THE UNION CHRISTIAN COLLEGE,ALWAYE

SCHEDULE: 5 FIXED ASSETS ACQUIRED UNDER DIRECT PAYMENT SYSTEM (COLLEGE)

| Sl. No. | Description of Assets | Gross Block | | | | Depreciation | | | | | Net Block | |
|---------|---------------------------------|-----------------------------|---------------------------|---------------|-----------------------------|---------------|------------------------------|----------------|---------------------------|------------------------------|-----------------------|-----------------------|
| | | Total cost as on 01.04.2020 | Additions during the year | Sale/ Adjust. | Total cost as on 31.03.2021 | Rate of Depn. | Depreciation upto 01.04.2020 | Sale / Adjust. | Depreciation for the year | Depreciation upto 31.03.2021 | As on 31.03.2021 | As on 31.03.2020 |
| 1 | Women's Hostel Building | 1,12,98,976.00 | 2,10,28,166.00 | - | 3,23,27,142.00 | 5% | 41,61,296.59 | - | 14,08,292.27 | 55,69,588.86 | 2,67,57,553.14 | 71,37,679.41 |
| 2 | Building | 7,10,816.90 | - | - | 7,10,816.90 | 5% | 2,62,814.75 | - | 22,400.11 | 2,85,214.86 | 4,25,602.04 | 4,48,002.15 |
| 3 | Polyhouse | 93,600.00 | - | - | 93,600.00 | 5% | 24,985.99 | - | 3,430.70 | 28,416.69 | 65,183.31 | 68,614.01 |
| 4 | Library books | 72,86,264.82 | 2,24,912.00 | - | 75,11,176.82 | 5% | 26,89,552.48 | - | 2,29,835.62 | 29,19,388.10 | 45,91,788.72 | 45,96,712.34 |
| 5 | Air condition | 1,78,900.00 | - | - | 1,78,900.00 | 15% | 1,00,089.63 | - | 11,821.56 | 1,11,911.19 | 66,988.81 | 78,810.37 |
| 6 | Generator | 6,70,666.00 | - | - | 6,70,666.00 | 15% | 5,36,231.77 | - | 20,165.13 | 5,56,396.90 | 1,14,269.10 | 1,34,434.23 |
| 7 | Electrical Equipments | 11,50,363.00 | 1,43,584.00 | - | 12,93,947.00 | 15% | 6,75,369.33 | - | 71,249.05 | 7,46,618.38 | 5,47,328.62 | 4,74,993.67 |
| 8 | Laboratory Apparatus&equipments | 2,56,69,942.20 | 51,07,629.00 | - | 3,07,77,571.20 | 20% | 1,81,59,771.97 | - | 15,02,034.05 | 1,96,61,806.02 | 1,11,15,765.18 | 75,10,170.23 |
| 9 | Display Unit | 9,16,362.00 | - | - | 9,16,362.00 | 20% | 8,09,258.61 | - | 21,420.68 | 8,30,679.29 | 85,682.71 | 1,07,103.39 |
| 10 | Water Purifier | 65,190.00 | - | - | 65,190.00 | 20% | 48,043.34 | - | 3,429.33 | 51,472.67 | 13,717.33 | 17,146.66 |
| 11 | Xerox Machine | 2,64,400.00 | - | - | 2,64,400.00 | 20% | 2,37,927.95 | - | 5,294.41 | 2,43,222.36 | 21,177.64 | 26,472.05 |
| 12 | Furniture | 15,04,249.60 | - | - | 15,04,249.60 | 25% | 11,01,273.38 | - | 1,00,744.06 | 12,02,017.44 | 3,02,232.16 | 4,02,976.22 |
| 13 | Computer, Printer &Accessories | 1,21,25,378.00 | 1,46,570.00 | - | 1,22,71,948.00 | 40% | 1,13,17,144.04 | - | 3,23,293.58 | 1,16,40,437.62 | 6,31,510.38 | 8,08,233.96 |
| 14 | Computer Software | 7,79,754.00 | - | - | 7,79,754.00 | 25% | 5,15,598.83 | - | 66,038.79 | 5,81,637.62 | 1,98,116.38 | 2,64,155.17 |
| 15 | Table Tennis Board | 15,085.00 | - | - | 15,085.00 | 20% | 13,021.61 | - | 412.68 | 13,434.29 | 1,650.71 | 2,063.39 |
| 16 | Fitness Equipments | 3,70,219.00 | - | - | 3,70,219.00 | 20% | 2,68,012.03 | - | 20,441.39 | 2,88,453.42 | 81,765.58 | 1,02,206.97 |
| | Total | 6,31,00,166.52 | 2,66,50,861.00 | - | 8,97,51,027.52 | | 4,09,20,392.30 | - | 38,10,303.41 | 4,47,30,695.71 | 4,50,20,331.81 | 2,21,79,774.22 |

23

DIRECTORS

(As per our separate report of even date attached)



12 NOV 2021

THE UNION CHRISTIAN COLLEGE, ALWAYE

FIXED ASSETS SUMMARY

| | Gross Block | Depreciation | Net Block |
|--|------------------------|------------------------|------------------------|
| College Assets | 1,61,71,545.83 | 98,31,019.15 | 63,40,526.68 |
| Assets purchased under direct payment system | 8,97,51,027.52 | 4,47,30,695.71 | 4,50,20,331.81 |
| Hostel and Management Assests | 13,67,50,315.72 | 8,69,10,339.56 | 4,98,39,976.16 |
| | 24,26,72,889.07 | 14,14,72,054.42 | 10,12,00,834.65 |

DIRECTORS

(As per our separate report of even date attached)



12 NOV 2021

24

THE UNION CHRISTIAN COLLEGE, ALWAYE

| | As at 31st March, 2021 | As at 31st March, 2020 |
|--|---------------------------|---------------------------|
| | Rs. | Rs. |
| <u>ANNEXURE: 1</u> | | |
| <u>CAUTION MONEY DEPOSIT</u> | | |
| College | 34,38,263.65 | 32,88,503.65 |
| Hostel Students | 6,27,210.00 | 5,96,210.00 |
| MCA Course | 33,12,500.00 | 29,12,500.00 |
| BSc Computer Maintenance & Electronics | 2,95,500.00 | 2,86,500.00 |
| BSc BT & SP | 2,80,820.00 | 2,67,320.00 |
| MBA | 6,11,000.00 | 6,06,000.00 |
| Archeology | 1,84,500.00 | 1,62,500.00 |
| B.Com | 5,55,000.00 | 5,11,500.00 |
| MSc Bio-Technology | 2,18,885.00 | 1,88,885.00 |
| MSc Bio-Informatics | 1,46,286.00 | 1,53,786.00 |
| | 96,69,964.65 | 89,73,704.65 |

ANNEXURE: 2**SECURITY DEPOSITS RECEIVED**

| | | |
|--|--------------------|--------------------|
| Security deposit for auditorium booking | 1,22,000.00 | 1,26,000.00 |
| Security deposit-MCA Building | 1,00,000.00 | 1,00,000.00 |
| Deposit For Academic Block Construction | 7,580.00 | 7,580.00 |
| Security deposit-MCA Seminar Hall | 10,000.00 | 10,000.00 |
| Deposit from Canteen License | 800.00 | 800.00 |
| Deposits from Research Scholars | 2,100.00 | 2,100.00 |
| Security Deposit received from South Indian Bank | 30,000.00 | 30,000.00 |
| Others | 13,420.00 | 3,420.00 |
| Security Deposit For Office Automation Software | 12,500.00 | 12,500.00 |
| | 2,98,400.00 | 2,92,400.00 |

ANNEXURE: 3**UNSPENT BALANCES UNDER DIRECT PAYMENT SYSTEM:****Special fees:**

| | | |
|-----------------------------------|-------------|-------------|
| Admission fee | 26,425.00 | 31,750.00 |
| Application form fee | 39,710.00 | 26,400.00 |
| Association fee | 63,901.00 | 49,430.00 |
| Athletics fee | 2,03,374.00 | 1,06,552.00 |
| Audio Visual fee | 27,279.00 | 23,088.00 |
| Calendar Fee | 1,10,670.00 | 86,895.00 |
| Group Personal Accident Insurance | 4,697.00 | 4,093.00 |
| ss/Laboratory fee | 1,41,647.00 | 2,57,097.00 |

THE UNION CHRISTIAN COLLEGE, ALWAYS

| | As at 31st March,2021 | As at 31st March,2020 |
|---|--------------------------|--------------------------|
| | `Rs. | Rs. |
| Library fee | 1,78,825.00 | 1,10,832.00 |
| Matriculation fee | 90,650.00 | 53,300.00 |
| Medical fee | 21,948.00 | 10,007.00 |
| Students Aid Fund | 30,230.00 | 14,550.00 |
| Sports Affiliation fee | 2,35,895.00 | 1,40,159.00 |
| Stationery fee | 42,563.00 | - |
| Womens Cell | 24,265.00 | 8,315.00 |
| TOTAL (A) | 12,42,079.00 | 9,22,468.00 |
| <u>Other Fees:</u> | | |
| University Affiliation fee | 1,87,002.00 | 1,09,682.00 |
| University Examination fee | 16,54,588.00 | 10,85,973.00 |
| University Union fee | 5,355.00 | - |
| Provisional Certificate | 75.00 | 75.00 |
| Special fee not specified | 18,623.00 | 18,623.00 |
| TOTAL (B) | 18,65,643.00 | 12,14,353.00 |
| <u>Scholarships and Concessions:</u> | | |
| State Merit Scholarship | 6,725.00 | 6,725.00 |
| National Merit Scholarship | 880.00 | 880.00 |
| University Merit Scholarship | 1,200.00 | 1,200.00 |
| CSIR Scholarship | 20,304.84 | 20,304.84 |
| Scholarship to blind | 16,150.00 | 16,150.00 |
| Cultural Scholarship | 700.00 | 700.00 |
| OEC-Stipend | 4,41,409.87 | 4,41,409.87 |
| Planning Forum(New Account) | 3,567.10 | 3,567.10 |
| USAF | 11,355.00 | 11,355.00 |
| Blind Scholarship | 1,275.00 | - |
| ST-Stipend (Old) | 2,335.00 | 2,335.00 |
| Sports Scholarship | 750.00 | 750.00 |
| University Youth Festival Prize | 1,750.00 | 1,750.00 |
| University Sports Prize | 337.00 | 337.00 |
| Fisheries LSG & Stipend | 32,301.00 | 77,245.00 |
| Lakshadweep Books | 11,590.00 | 11,590.00 |
| Lakshadweep Mess | 17,422.00 | 17,422.00 |
| ABL/TF/SF/EF- E-Grant Payable | 23,52,028.00 | 25,63,255.00 |
| LDST Grant | 1,54,997.00 | 1,35,472.00 |
| Post - Matric Scholarship (PMS) | 28,095.00 | 28,095.00 |
| | 31,05,171.81 | 33,40,542.81 |

ss/-

THE UNION CHRISTIAN COLLEGE, ALWAYS

| | As at 31st March,2021 | As at 31st March,2020 |
|---|--------------------------|--------------------------|
| | `Rs. | Rs. |
| Less : Amount paid as per Audit Objection | 7,51,803.00 | 7,51,803.00 |
| Less : Amount utilised as per order of Government of Kerala | 5,45,486.05 | 5,45,486.05 |
| TOTAL (C) | 18,07,882.76 | 20,43,253.76 |

Grants Under Various Schemes:

| | | |
|---|-------------|-------------|
| EAC Grant | 221.70 | 221.70 |
| FIP of PJC | 70,410.55 | 70,410.55 |
| UGC JRF | 56,627.00 | 56,627.00 |
| UGC Research Scholarship | 9,770.00 | 9,770.00 |
| UGC Major Research Programme | 49,454.99 | 49,454.99 |
| UGC-Biological Technics & Specimen Preparation | 0.56 | 0.56 |
| University Research Scholarship | 20,436.88 | 20,436.88 |
| UGC-Mess Hall Fund | 45.69 | 45.69 |
| UGC Remedial Coaching | 26,090.00 | 26,090.00 |
| <u>Pending utilisation-9th Plan:</u> | | |
| <u>Books</u> | 2,248.00 | 2,248.00 |
| Library | 0.22 | 0.22 |
| Extension | 200.00 | 200.00 |
| <u>Malayalam -books</u> | 248.00 | 248.00 |
| History- extension | 26.25 | 26.25 |
| Malayalam-PTAC | 9,000.00 | 9,000.00 |
| UGC-Under Graduate Development grant Pending utilisation-10 | 1,01,669.00 | 1,01,669.00 |
| <u>UGC Grant for Seminar on Human Rights</u> | 4,484.00 | 4,484.00 |
| UGC One time grant | 243.00 | 243.00 |
| Grant from Madras School of Economics | 42.00 | 42.00 |
| UGC Grant for Instrumentation & Maintenance Facility | 1,602.00 | 1,602.00 |
| UGC Seminar -Anil Thomas Koshy | 1,250.00 | 1,250.00 |
| UGC Seminar On Fuzzy Mathematics- A Sunny Kuriakose | 500.00 | 500.00 |
| UGC PGD History (11 th Plan) | 496.00 | 496.00 |
| UGC Minor Research Programme-Anlia E I | 56.00 | 56.00 |
| UGC Minor Research Programme-Muse Mary George | 2,478.00 | 2,478.00 |
| UGC Minor Research Programme-Dr. Seena Mathai | 15.00 | 15.00 |
| UGC Minor Research Programme - Rachel Reena Philip | 86.00 | 86.00 |
| UGC Minor Research Programme - Tresa Divya | 1.00 | 1.00 |
| KSCSTE RRP | 45,283.00 | 23,005.00 |
| UGC Csr Indore Rrp | 13,180.00 | 13,180.00 |
| UGC Minor Research Programme - KSCSTE Anil Kumar | 29,322.00 | 29,322.00 |
| UGC Seminar Sherly Thomas | 1,000.00 | 1,000.00 |
| UGC Seminar ES Jeevanand | 254.00 | 254.00 |
| DST Physics - EIA | 28,426.00 | 2,32,678.00 |
| UGC Seminar Manju M George | 55,000.00 | 55,000.00 |

THE UNION CHRISTIAN COLLEGE, ALWAYE

| | As at 31st March,2021 `Rs. | As at 31st March,2020 Rs. |
|--|----------------------------------|---------------------------------|
| UGC Remedial Coaching - XII th Plan | 8,000.00 | 8,000.00 |
| Walk with scholar Sebastian Joseph | 51,892.00 | 75,342.00 |
| Kerala Start up Mission Grant (Jibin Jose) | 1,50,316.00 | 1,50,316.00 |
| SERB-SHINOJ | 15,537.86 | 1,20,273.86 |
| RUSA (Rashtriya Uchhatar Siksha Abhiyan Scheme) | 85,13,252.00 | 35,01,438.00 |
| JRF Salary Payable to Neethumul Varghese | 1,31,200.00 | 1,31,200.00 |
| DST/SERB/RRP/PHYSICS NEW | 10,64,276.00 | - |
| DST/SERB/RESHMI R/SARANYA SASI | 1,13,393.00 | 47,670.00 |
| KSCSTE Students Project | 29,861.00 | 8,000.00 |
| DST/WOS-(A)/RRP/JULIE/PHYSICS | 57,535.00 | 1,30,329.00 |
| DCE/SSP Dr Ajalesh B Nair | - | 26,750.00 |
| Star College Scheme MST/DBT/Jenish Paul | 16,90,824.00 | 67,68,934.00 |
| | 1,23,56,253.70 | 1,16,80,393.70 |
| Less: | | |
| DST FIST (SERB) Physics RRP | 27,000.00 | 27,000.00 |
| DST FIST Botany | 1,93,935.00 | 1,93,935.00 |
| UGC PGD Economics -11th Plan | 4,752.00 | 4,752.00 |
| UGC Carrier Oriented Programme-Manju | 69,552.00 | 69,552.00 |
| UGC Minor Research Programme-Molina Susan Thomas | 31,280.00 | 31,280.00 |
| TOTAL (D) | 1,20,29,734.70 | 1,13,53,874.70 |
| GRAND TOTAL (A)+(B)+(C)+(D) | 1,69,45,339.46 | 1,55,33,949.46 |
| <u>ANNEXURE: 4</u> | | |
| <u>EXCESS PAYMENTS UNDER DIRECT PAYMENT SYSTEM:</u> | | |
| <u>Special Fees:</u> | | |
| Magazine fee | 12,198.00 | 1,19,513.00 |
| Stationery fee | | 19,052.00 |
| Students welfare fund | 700.00 | 7,380.00 |
| <u>Other Fees:</u> | | |
| University Union fee | - | 9,195.00 |
| <u>Scholarships and Concessions:</u> | | |
| OEC Fees Self | 35,092.00 | 35,092.00 |
| SC Self Fees | 2,43,242.00 | 2,43,242.00 |
| Lakshadweep LSG/Stipend | 47,158.00 | 47,158.00 |
| Collection From Inter Church Fellowship Staff | 15,000.00 | 15,000.00 |

THE UNION CHRISTIAN COLLEGE, ALWAYE

| | As at 31st March,2021 | As at 31st March,2020 |
|---|--------------------------|--------------------------|
| | `Rs. | Rs. |
| <u>UGC 9th Plan Grant:</u> | | |
| UGC UGD -Equipment | 1,499.59 | 1,499.59 |
| PG Malayalam Extension | 10,014.00 | 10,014.00 |
| PG Malayalam Equipment | 1,480.00 | 1,480.00 |
| PG Chemistry Extension | 263.00 | 263.00 |
| PG Botany Books | 93.30 | 93.30 |
| PG Chemistry Books | 100.00 | 100.00 |
| PG English Books | 19.00 | 19.00 |
| PG History Books | 187.00 | 187.00 |
| PG History PTAC | 2,251.00 | 2,251.00 |
| PG Maths books | 200.00 | 200.00 |
| PG Physics Books | 99.40 | 99.40 |
| PG Physics PTAC | 9,000.00 | 9,000.00 |
| <u>UGC-P.G Development grant-10th Plan</u> | | |
| Chemistry | 1,961.00 | 1,961.00 |
| Botany | 9,770.00 | 9,770.00 |
| History | 13,383.00 | 13,383.00 |
| Malayalam | 4,533.00 | 4,533.00 |
| Economics | 12,394.00 | 12,394.00 |
| <u>UGC 11th Plan - Womens Hostel</u> | | |
| AB Block/Library Renovation | 4,45,081.00 | 4,45,081.00 |
| MRP Botany | 1,88,234.00 | 1,88,234.00 |
| UGC Building Grant | 0.03 | 0.03 |
| UGC Fuzzy Maths Seminar | 2,42,393.86 | 2,42,393.86 |
| BSc Computer Maintenance | 19,763.75 | 19,763.75 |
| BSc. Computer Science | 98,341.90 | 98,341.90 |
| Archaeology & Museology | 32,750.00 | 32,750.00 |
| Orientation Programme for teachers | 1,64,395.00 | 1,64,395.00 |
| UGC basic grant | 1,701.00 | 1,701.00 |
| UGC 11th plan College Assistance | 13,720.64 | 13,720.64 |
| Indian Space Research Organisation | 1,04,833.00 | 1,04,833.00 |
| KSCSTE--WSD--RJ | 37.00 | 37.00 |
| FIST Programme Grant-Chemistry | 36,451.00 | 36,451.00 |
| UGC PGD English (11 Plan) | 41,935.00 | 41,935.00 |
| UGC PGD Physics (11 Plan) | 10,170.00 | 10,170.00 |
| UGC PGD Malayalam (11 Plan) | 750.00 | 750.00 |
| University JRF | 10,680.00 | 10,680.00 |
| UGC Minor Research Programme-Shirley Thomas | 51,227.00 | 51,227.00 |
| UGC Grant for Sports | 4,564.00 | 4,564.00 |
| ss/UGC -Career and Counseling Cell | 11,699.00 | 11,699.00 |
| | 6,097.00 | 6,097.00 |

THE UNION CHRISTIAN COLLEGE, ALWAYE

| | As at 31st March,2021 | As at 31st March,2020 |
|---|--------------------------|--------------------------|
| | `Rs. | Rs. |
| Coaching Class SC/ST/OBC entry in service | 5,004.00 | 5,004.00 |
| Ugc- Infrastructure Rejuvenation Grant | 1,51,984.00 | 1,51,984.00 |
| Career Oriented Course - Chemistry | 82,859.00 | 82,859.00 |
| UGC Additional Grant XI Plan | 84,380.00 | 84,380.00 |
| UGC Dev. Assi. for UG-XII Plan | 2,58,090.00 | 2,58,090.00 |
| UGC XII PLAN NEW WOMEN'S HOSTEL | 8,00,000.00 | 8,00,000.00 |
| DAE BRNS EIA Physics | 29,028.00 | 29,028.00 |
| DST WOS Sreeja VG | 26,610.00 | 26,610.00 |
| KSWDC (Tresa Divya TJ) | 10,000.00 | 10,000.00 |
| KSCSTE Dr. Reshmi R (physics Department) | 27,108.00 | 49,108.00 |
| | 33,80,524.47 | 35,44,766.47 |

ANNEXURE: 5**EXCESS SPENT (SCHOLARSHIP)**

| | | |
|----------------------|--------------------|--------------------|
| Scranton Scholarship | 4,78,194.00 | 4,78,194.00 |
| Trinity Scholarship | 1,57,915.00 | 1,57,915.00 |
| | 6,36,109.00 | 6,36,109.00 |

ANNEXURE: 6**CASH BALANCE****College**

| | | |
|-------------------------------|------------------|--------------------|
| Main cash balance | 33,446.00 | 1,55,491.00 |
| Contingencies and Maintenance | 1,973.00 | 2,918.00 |
| Management | 4,100.00 | 4,100.00 |
| | 39,519.00 | 1,62,509.00 |

ANNEXURE: 7**BALANCE IN SAVINGS BANK ACCOUNTS****Scheduled Banks****Management:**

| | | |
|--|--------------|--------------|
| State Bank of India A/c No.89633 | 32,75,834.75 | 31,88,234.75 |
| State Bank of India A/c No.92737 | 13,21,837.04 | 12,40,125.38 |
| State Bank of India A/c No.93413 | 13,06,269.68 | 13,768.08 |
| State Bank of India A\C No:33409633016 | 64,567.25 | 64,509.85 |
| Bank of India A/c No.856610110001050 | 2,50,379.00 | 2,42,859.00 |
| Bank Of India A/C 856610110002009 | 20,522.00 | 19,903.00 |
| Bank of India A/c No.856610110001328 | 14,938.00 | 14,598.00 |
| Bank of India A/c No.210 | 2,66,444.68 | 4,46,003.50 |
| Bank of India A/c No.6445 | 3,12,712.47 | 2,43,722.53 |
| Bank Of India A/c No.6451 | 17,302.29 | 16,780.29 |
| The Federal Bank Ltd. A/C 12210100186353 (MCA) | 40,65,545.26 | 32,24,250.26 |
| The Federal Bank Ltd 12210100206961 | 5,06,458.00 | 7,40,055.00 |
| The Federal Bank Limited A/c No.76448 | 89,586.06 | 87,370.06 |

ss/-

THE UNION CHRISTIAN COLLEGE, ALWAYS

| | As at 31st March,2021 | As at 31st March,2020 |
|---|--------------------------|--------------------------|
| | `Rs. | Rs. |
| The Federal Bank Limited 12210100214916 | 27,30,678.83 | 44,76,662.83 |
| South Indian Bank Limited 076 | 43,46,214.38 | 4,09,339.96 |
| Kerala Gramin Bank A/c No.2892 | 10,55,373.00 | 10,27,352.00 |
| South Indian Bank Limited 0311 | 1,00,000.00 | - |
| South Indian Bank Limited 0312 | 1,03,040.00 | - |
| South Indian Bank Limited 232 | 41,500.01 | - |
| Bank of India A/C 0200 | 2,97,249.24 | - |
| Indusind Bank | 25,02,666.00 | - |
| Total (A) | 2,26,89,117.94 | 1,54,55,534.49 |

College:**In Savings Bank Accounts**

| | | |
|--|---------------------|---------------------|
| Bank of India SB A/C No.6472 | 18,865.00 | 41,582.00 |
| Bank of India SB A/c No.6996 | 18,543.00 | 17,982.00 |
| Bank Of India A/C No.856610110003110 | 963.60 | 934.60 |
| Bank Of India A/c No. 856610110008112 | 75,583.16 | 1,76,684.16 |
| Bank Of India A \ C No.7237 | 9,496.00 | 9,209.00 |
| Bank of India SB A/c No:6448 | 4,420.00 | 4,287.00 |
| Bank of India A/c No. 8129 | 1,69,774.44 | 1,64,684.44 |
| Bank of India A/c No. 8363 | 62,522.34 | 36,626.40 |
| Bank of India SB A/c No; 8161 | 1,275.75 | 1,237.75 |
| Bank of India SB A/c No. 856610110008364 | 62,591.80 | 1,38,537.54 |
| Bank of India SB A/c No. 856610110008400 | 72,576.30 | 2,69,422.30 |
| Bank of India A/c No: 856610110009076 | 1,26,624.92 | 55,382.48 |
| Bank of India A/c No: 856610110009605 | 855.00 | 27,417.00 |
| Bank of India A/c No: 856610110009043 | 19,02,017.96 | 69,45,585.00 |
| Bank of India A/c No: 856610110010377 | 10,65,691.60 | - |
| State Bank Of India A/c No.0055 | 1,01,416.00 | 3,28,137.00 |
| State Bank Of India A/C 57044490944 | 5,48,868.35 | 1,18,413.35 |
| Central Bank of India SB A/c No:2501 | 1,52,542.30 | 1,47,929.30 |
| Central Bank of India SB A/C No.3968 | 11,03,143.90 | 10,71,666.10 |
| Total (B) | 54,97,771.42 | 95,55,717.42 |

Grand Total (A)+(B)**2,81,86,889.36 2,50,11,251.91**

THE UNION CHRISTIAN COLLEGE, ALWAYE

| | As at 31st March,2021 | As at 31st March,2020 |
|--|--------------------------|--------------------------|
| | `Rs. | Rs. |
| <u>With Others</u> | | |
| <u>Kadungalloor Service Co-operative</u> Bank Ltd.,Alwaye-A/c:No 6437 | 27,483.30 | 26,554.30 |
| <u>Kadungalloor Service Co-operative</u> Bank Ltd.,Alwaye-A/c No 7336 | 22,468.70 | 21,708.70 |
| | <u>49,952.00</u> | <u>48,263.00</u> |
| <u>In Current accounts-College</u> | | |
| State Bank of India CA A/c No.57044384073 | 5,27,411.89 | 4,68,210.89 |
| State Bank of India CA A/c No.30859758577 | 32,92,442.25 | 29,53,543.75 |
| State Bank of India A/c No.38250125353 | 87,38,427.00 | 35,74,438.00 |
| | <u>1,25,58,281.14</u> | <u>69,96,192.64</u> |

ANNEXURE: 8**BALANCE IN FIXED DEPOSIT ACCOUNTS****Scheduled Banks**

| | | |
|---------------------------|-----------------------|-----------------------|
| State Bank of India | 4,71,986.00 | 4,71,486.00 |
| The Federal Bank Limited | 1,56,499.00 | 1,55,113.00 |
| Bank of India | 90,58,787.22 | 86,20,337.22 |
| North Malabar Gramin Bank | 25,21,983.00 | 23,41,651.00 |
| Syndicate Bank | 2,39,396.42 | 2,24,447.82 |
| HDFC Bank Limited | 24,29,238.30 | 22,04,353.30 |
| South Indian Bank Limited | 75,00,000.00 | 75,00,000.00 |
| | <u>2,23,77,889.94</u> | <u>2,15,17,388.34</u> |

With Others

| | | |
|-------------------------------------|---------------------|---------------------|
| HDFC Limited | 36,02,755.47 | 36,02,755.47 |
| 6 year National Savings Certificate | 5,000.00 | 5,000.00 |
| | <u>36,07,755.47</u> | <u>36,07,755.47</u> |

ANNEXURE: 9**CAPITAL ADVANCES**

| | | |
|---|---------------------|---------------------|
| Self Financing Course building | 1,00,000.00 | 1,00,000.00 |
| Library Building | 13,25,758.00 | 13,25,758.00 |
| Capital Advance (International Guest House) | 1,33,856.00 | - |
| Capital Advance (MB Block) | 9,000.00 | - |
| Aadikara Interiors Pvt Ltd | - | 3,90,417.00 |
| Bindhu M (Womens Hostel) | 59,500.00 | 79,500.00 |
| Completion Certificate (MCA Block) | - | 20,000.00 |
| Eldo Varghese (C.T.Benjamin Hostel) | 1,30,800.00 | 1,30,800.00 |
| | <u>17,58,914.00</u> | <u>20,46,475.00</u> |

THE UNION CHRISTIAN COLLEGE, ALWAYE

| | As at 31st March,2021 | As at 31st March,2020 |
|--------------------------------------|--------------------------|--------------------------|
| | Rs. | Rs. |
| ANNEXURE: 10 | | |
| ADVANCES TO DEPARTMENT/STAFF | | |
| A) DEPARTMENTS | | |
| David Saj Mathew (Botany) | - | 47,448.00 |
| DR.A.V Alex | 10,500.00 | 10,500.00 |
| Bindu M (Dept Of Phy.Edn) | 15,000.00 | 15,000.00 |
| Syna Susan Abraham (Dept. Psych) | 25,000.00 | 25,000.00 |
| Tresa Divya Tj (Hist) | 26,225.12 | 26,225.12 |
| Joshi Paul | 12,258.00 | - |
| Manju M George (Dept of Botany) | 63,000.00 | 63,000.00 |
| Manju M George (Dept of Botany) | 30,000.00 | 30,000.00 |
| K.S. Narayanan | 5,000.00 | 5,000.00 |
| Rosamma | 360.00 | 360.00 |
| Dr. Ancy Eapen | 2,300.00 | 2,300.00 |
| Sebastian Joseph | 49,500.00 | 49,500.00 |
| Anila E I | 9,660.00 | 9,660.00 |
| THARA SIMON ADV/RF | 6,000.00 | 6,000.00 |
| Kurian C Soman | 15,000.00 | 15,000.00 |
| Anil Kumar (Dept of Botany) | 28,000.00 | 28,000.00 |
| Nino Baby | 66,000.00 | 66,000.00 |
| Jenee Peter (History Dept.) Adv/Rf | 1,000.00 | 1,000.00 |
| Divya P B (MCA Dept.) | 40,572.00 | 10,301.00 |
| Elizabeth V Dept of Zoology (Adv/RF) | - | 50,000.00 |
| Madhu (Dept of Physics) Adv/Rf | 1,000.00 | 1,000.00 |
| Cijin K Paul (Computer Science) | - | 65,000.00 |
| BINDU M (SPORTS HOSTEL) ADV/RF | 52,000.00 | - |
| TOTAL (A) | 4,58,375.12 | 5,26,294.12 |

B) STAFFS**Non Teaching Staffs**

| | | |
|--|-----------|-----------|
| Varghese Paul (ICIT) | 36,645.00 | 61,645.00 |
| Ajitha K.V | 10,500.00 | 20,500.00 |
| Anitha G (L.G.S) | 14,000.00 | 9,000.00 |
| Kumari K.A | 5,000.00 | 5,500.00 |
| Kumar | 10,500.00 | 12,000.00 |
| Sathi T | 10,500.00 | 3,000.00 |
| Lalitha | 6,000.00 | 3,000.00 |
| Paul P K | 9,500.00 | 2,000.00 |
| Biju Cherian (Works Dept)_Adv/ RF | - | 1,000.00 |
| Ambika Mohanan (MBA Sweeper) | - | 2,000.00 |
| Mani M C ADV/RF | 10,500.00 | 13,500.00 |
| ^{SS} /Ravikumar Watchman Adv/RF | 16,000.00 | 27,000.00 |

THE UNION CHRISTIAN COLLEGE, ALWAYS

| | As at | As at |
|--|--------------------|--------------------|
| | 31st March,2021 | 31st March,2020 |
| | Rs. | Rs. |
| Satheesh Chandran S R (MCA) ADV/RF | - | 1,000.00 |
| Kala (Gardener) | 26,550.00 | 4,000.00 |
| Karthikeyan Security Adv | - | 5,000.00 |
| Main Warden Skinner Hostel Mess Adv/Rf | 30,000.00 | - |
| MATHEW T.J | 3,926.80 | 3,926.80 |
| Mohanan (Labourer) | 5,500.00 | 10,000.00 |
| Pradeep (Carpenter) | 4,500.00 | 3,000.00 |
| RATHY | 6,000.00 | 5,000.00 |
| RITA C.V (LIB. AST.) ADV/RF | 9,000.00 | 8,000.00 |
| Sunil Kumar T | 1,320.00 | 1,320.00 |
| Neenu Johnson (Mba Librarian) Adv/Rf | 2,000.00 | 14,000.00 |
| RIYAMOL K C | - | 9,000.00 |
| Chandran K P Adv/RF(Works Dept) | 8,000.00 | 6,000.00 |
| Divya M D Adv/Ref | 15,000.00 | 22,000.00 |
| GOPALAN (Carpenter) | 52,000.00 | 5,000.00 |
| Pradeep (Canteen) | 71,000.00 | 40,000.00 |
| Renju Chandran | 15,000.00 | 10,000.00 |
| P M Raju , Head Accountant (Adv/Rf) | 45,000.00 | - |
| Asha K A(Mess staff) | 9,000.00 | - |
| Bindu Alex(Mess staff) | 12,000.00 | - |
| Mani(Mess staff) | 2,000.00 | - |
| Salini(Mess staff) | 12,000.00 | - |
| Shyla (Mess Staff) | 12,000.00 | - |
| Vijayamma (Mess Staff) | 9,000.00 | - |
| Surendran (Chacko Hostel Cook) | 63,000.00 | - |
| Usha Devi | 2,000.00 | - |
| | 5,44,941.80 | 3,07,391.80 |
| <u>Guest Lecturer</u> | | |
| Ancella Roy (Dept. of Psychology) | 16,000.00 | 16,000.00 |
| Dhanya Chandran(History) | 32,500.00 | 32,500.00 |
| Divya Divakaran | 15,000.00 | 15,000.00 |
| Dr. Anju Lakhumna | 50,000.00 | 50,000.00 |
| Jini Jimmy (Zoology) | 25,000.00 | 25,000.00 |
| Lavesh P A (Malayalam) | 10,000.00 | 10,000.00 |
| Parvathy G Menon (Maths) | - | 30,000.00 |
| Salini Vijay Adv/Rf(Malayalam) | - | 35,000.00 |
| Sangeetha M S Dep History | 37,500.00 | 37,500.00 |
| Sajna Kareem (History) | 32,500.00 | 32,500.00 |
| Dr.Niladevi K N (Zoology) | 95,000.00 | 1,40,000.00 |
| Jisna Varghese(Chemistry) | 5,000.00 | 5,000.00 |
| Merin P Johnny | 40,000.00 | 85,000.00 |
| ss/- Alphy Babu K (Maths) | - | 30,000.00 |

THE UNION CHRISTIAN COLLEGE, ALWAYS

| | As at | As at |
|--|--------------------|---------------------|
| | 31st March,2021 | 31st March,2020 |
| | Rs. | Rs. |
| Sreedevi C S (Botany) | 15,000.00 | 15,000.00 |
| Nimisha Kaladharan | 25,000.00 | 25,000.00 |
| Rafiy Muhammed (Botany Dept.) | 60,000.00 | 60,000.00 |
| Resmi KR (Dept. Chemistry) | 55,000.00 | 55,000.00 |
| Sreedevi N.M | 15,000.00 | 15,000.00 |
| Thasni Navas Dept Of Economics Guest | - | 30,000.00 |
| Fadeela C.U Department Of Chemistry | 8,000.00 | 8,000.00 |
| Hima J Menon (History) | 6,000.00 | 6,000.00 |
| Isha S R | 1,000.00 | 1,000.00 |
| Issac Paul | 5,000.00 | 5,000.00 |
| Jis Mary Jose | 36,000.00 | 36,000.00 |
| Jismy Varghese(Maths) | 7,920.00 | 7,920.00 |
| Neethumol Varghese Dept Of Chemistry | 20,000.00 | 20,000.00 |
| Reshmi P (Psychology) | 4,000.00 | 4,000.00 |
| Ancy Varghese (Dept of Maths) | - | 30,000.00 |
| Lakshmipriya S (Dept of Malayalam) | - | 30,000.00 |
| Meenu Thangachan (Dept of English) | 40,000.00 | 40,000.00 |
| Jovitha Lincy V J, Dept of Zoology(Adv/Rf) | - | 40,000.00 |
| Neethu T Vijayan Dept Of. Botany | 35,000.00 | 35,000.00 |
| Reshma Nair, Dept Of Zoology(Adv/Rf) | - | 25,000.00 |
| Sreeram P K, Dept Of Botany | 25,000.00 | 25,000.00 |
| Subin Balachandran, Dept Of Zoology, Adv/Rf | - | 20,000.00 |
| Amrutha Ravi (Dept. of History) | - | 40,000.00 |
| Dr. Priya M P , Dept. of Botany | 15,000.00 | 15,000.00 |
| Dr.Sony Devassy Adv/RF (Dept of Zoology | 40,000.00 | 40,000.00 |
| Geethu T Mohan (Dept. of English) | - | 25,000.00 |
| Jyothi V, Adv/RF(Dept of Zoology) | - | 40,000.00 |
| Liniya Berlin (Dept. of Zoology) | - | 10,000.00 |
| Sreelakshmi V U (Guest Lecture Dept. of Maths) | - | 30,000.00 |
| Ajna M A Dept. of Malayalam | - | 30,000.00 |
| DHANYA G Adv/Rf(Dept of Economics) | - | 15,000.00 |
| Neenu Thomas (Dept. of History) | - | 40,000.00 |
| Sruthy Shaji (Guest Lecturer Dept. of Maths) | 20,000.00 | 20,000.00 |
| Dr.SHELA MARY VARGHESE (DEPT OF HISTORY) ADV/RF | 15,000.00 | - |
| Dr.Reshmi G R (Dept of Botany) Adv/Rf | 10,000.00 | - |
| MARIA MATHEWS (DEPT OF ENGLISH) ADV/RF | 15,000.00 | - |
| Ann Pearl Saju , Physical Education (Adv/Rf) | 10,000.00 | - |
| ATHIRA P KUMAR (DEPT OF HISTORY)ADV/RF | 15,000.00 | - |
| Dileep C N , Physical Education (Adv/Rf) | 15,000.00 | - |
| REENU S JOHN (DEPT OF ENGLISH) ADV/RF | 15,000.00 | - |
| Rincy Josephine K J (Dept of Maths), Adv/Rf | 15,000.00 | - |
| Saneesh Kumar V G (Dept of Maths), Adv/Rf | 15,000.00 | - |
| | 9,16,420.00 | 13,81,420.00 |

THE UNION CHRISTIAN COLLEGE, ALWAYS

| | As at 31st March,2021 Rs. | As at 31st March,2020 Rs. |
|--|---------------------------------|---------------------------------|
| <u>Project Advance</u> | | |
| Reshmi R (Physics) | 1,680.00 | 1,680.00 |
| Rima Joseph (Mess In Charge Ladies Hostel) | 1,09,662.00 | 40,000.00 |
| Chacko Hostel Main Warden | - | 30,000.00 |
| Sunil Abraham Thomas(Economics) Adv/Rf | 2,22,000.00 | 2,82,000.00 |
| | 3,33,342.00 | 3,53,680.00 |
| TOTAL (B) | 17,94,703.80 | 20,42,491.80 |
| TOTAL (A) + (B) | 22,53,078.92 | 25,68,785.92 |
| <u>ANNEXURE: 11</u> | | |
| <u>DEPOSITS:</u> | | |
| Deposit with K.S.E.B | 2,03,517.15 | 2,03,517.15 |
| Additional Deposit with KSEB | 1,39,660.00 | 1,39,660.00 |
| Telephone deposit | 3,945.00 | 3,945.00 |
| Deposit with AICTE | 53,500.00 | 53,500.00 |
| L.P.Gas deposit | 12,00,000.00 | 12,00,000.00 |
| Deposit with water authority | 3,000.00 | 3,000.00 |
| | 16,03,622.15 | 16,03,622.15 |
| <u>ANNEXURE: 12</u> | | |
| <u>TUTION FEE REFUNDABLE</u> | | |
| Jobin O Sebastian | 20,000.00 | 20,000.00 |
| Neenu Ravikumar | 13,000.00 | 13,000.00 |
| Nitheesh Devaraj | 85,140.00 | 85,140.00 |
| Rahul P U | 9,500.00 | 9,500.00 |
| Keerthi Prasad | 9,500.00 | 9,500.00 |
| Rohith N V | 11,250.00 | 11,250.00 |
| Buttiya M S | 15,000.00 | 15,000.00 |
| Shintu Nayarssey | 35,000.00 | 35,000.00 |
| Genny PS | 35,000.00 | 35,000.00 |
| Rohith N V | 11,250.00 | - |
| Vivek S Kumar | 22,500.00 | - |
| Meera P M | 22,500.00 | - |
| | 2,89,640.00 | 2,33,390.00 |
| <u>ANNEXURE: 13</u> | | |
| <u>INCOME TAX DEDUCTED AT SOURCE:</u> | | |
| College | 90,835.16 | 90,341.52 |
| Management | 4,11,978.98 | 4,38,609.20 |
| | 5,02,814.14 | 5,28,950.72 |

THE UNION CHRISTIAN COLLEGE, ALWAYE

| | As at 31st March,2021 | As at 31st March,2020 |
|---|--------------------------|--------------------------|
| | `Rs. | Rs. |
| <u>ANNEXURE: 14</u> | | |
| <u>AMOUNT PAYABLE TO TEACHING AND NON TEACHING STAFF</u> | | |
| <u>Teaching & Non-Teaching Staff Salary Payable</u> | | |
| Sreenivasan | 1,200.00 | 1,200.00 |
| Manju M George | 600.00 | 600.00 |
| Racheal Reena Philip | 1,601.00 | 1,601.00 |
| Rajani Jacob | 500.00 | 500.00 |
| Anil Kumar | 1,000.00 | 1,000.00 |
| Anila E I | 1,000.00 | 1,000.00 |
| | 5,901.00 | 5,901.00 |

ANNEXURE: 15
FEES ADVANCE

| | | |
|---|--------------------|--------------------|
| BT&SP Fee Advance | 20,000.00 | 20,000.00 |
| MBA Tutition Fees Advance | 1,42,000.00 | 2,69,000.00 |
| MCA Tutition Fee Advance | 1,07,994.00 | 40,000.00 |
| B.Com Tutition fee pending refund | 3,500.00 | 3,500.00 |
| M.Sc Biotechnology Tutition Fee Advance | 50,000.00 | 50,000.00 |
| | 3,23,494.00 | 3,82,500.00 |

ANNEXURE: 16
RETENTION MONEY FROM CONTRACTORS

| | | |
|----------------------------------|--------------------|--------------------|
| Sion Builders | 1,96,735.00 | 1,96,735.00 |
| Tech Mate Fire Safety & Security | 1,72,448.00 | 1,72,448.00 |
| M V Jose | 1,28,936.00 | 1,53,023.00 |
| | 4,98,119.00 | 5,22,206.00 |

GROUPINGS TO ACCOUNTS FOR THE YEAR ENDED 31.03.2021**GROUPINGS TO INCOME & EXPENDITURE ACCOUNT****ANNEXURE: 17****COLLECTION FROM HOSTELS :****Women's Hostel:**

| | <u>For the year ended</u> <u>31.03.2021</u> | <u>For the year ended</u> <u>31.03.2020</u> |
|--------------------------------------|--|--|
| Room rent | 1,56,880.00 | 5,25,060.00 |
| Establishment fee | 5,59,700.00 | 18,69,885.00 |
| Fine for late payment of hostel fees | 2,698.00 | 11,634.00 |
| Application fee for Hostel admission | 2,820.00 | 4,860.00 |
| Computer fee | - | 1,300.00 |

Sports Hostel:

| | | |
|--------------------------------------|-------|--------|
| Application fee for Hostel admission | 30.00 | 210.00 |
| Committee fees | 90.00 | 630.00 |

Chacko Hostel (Men's Hostel)

| | | |
|--------------------------------------|--------------------|---------------------|
| Room rent | 20,640.00 | 91,160.00 |
| Establishment fee | 38,040.00 | 1,69,290.00 |
| Application fee for hostel admission | 600.00 | 870.00 |
| Committee fees | 1,530.00 | 5,940.00 |
| | <u>7,83,028.00</u> | <u>26,80,839.00</u> |

ANNEXURE: 18**RENT RECEIVED FROM LET OUT BUILDINGS:**

| | <u>For the year ended</u> <u>31.03.2021</u> | <u>For the year ended</u> <u>31.03.2020</u> |
|-----------------------------|--|--|
| Staff Quarters | 6,45,300.00 | 6,37,450.00 |
| Post Office | 25,850.00 | 22,000.00 |
| Credit Co-operative Society | 5,760.00 | 5,760.00 |
| South Indian Bank Limited | 60,000.00 | 55,000.00 |
| Reprographic Centre | 4,000.00 | 8,000.00 |
| Hostel | 26,200.00 | - |
| | <u>7,67,110.00</u> | <u>7,28,210.00</u> |

ANNEXURE: 19**ELECTRICITY AND WATER****CHARGES COLLECTED:**

| | <u>For the year ended</u> <u>31.03.2021</u> | <u>For the year ended</u> <u>31.03.2020</u> |
|-----------------------------|--|--|
| From Staff quarters | - | 11,500.00 |
| Electricity Charges Canteen | - | 48,000.00 |
| NCC Camp | - | 5,000.00 |
| Reprographic Centre | 4,320.00 | 1,200.00 |
| | <u>4,320.00</u> | <u>65,700.00</u> |

GROUPINGS TO ACCOUNTS FOR THE YEAR ENDED 31.03.2021**GROUPINGS TO INCOME & EXPENDITURE ACCOUNT****ANNEXURE: 20****MISCELLANEOUS INCOME:**

| | For the year ended 31.03.2021 | For the year ended 31.03.2020 |
|---|--|--|
| Sale of application form | 4,33,960.00 | 5,16,055.00 |
| Sale of article | 85,314.00 | 95,478.00 |
| Tender Fee Income | 4,000.00 | 4,500.00 |
| Rent from V.M.A Hall | - | 18,060.00 |
| Rent from T.B.Ninan Hall | - | 6,000.00 |
| Rent From Mithrapuram | - | 1,000.00 |
| Rent from generator | - | 6,800.00 |
| Transcript | 1,500.00 | 3,500.00 |
| Furniture Breakage collected | 79,200.00 | 2,71,530.00 |
| Farming (Net) | 5,34,000.00 | 48,690.00 |
| Sundry income | 19,836.00 | 1,98,098.00 |
| Overhead Charges Received | 2,89,652.00 | 53,678.00 |
| Library Fine | 7,208.00 | 5,752.00 |
| Film Shooting (Income) | 5,18,474.00 | 11,05,000.00 |
| Fellowship | 44,200.00 | 18,200.00 |
| Interest on KSEB Deposit | 26,799.00 | 23,907.00 |
| Student Verification Fees | 700.00 | 1,800.00 |
| Library due | - | 7,382.00 |
| Offer Troy | - | 6,287.00 |
| C V Camp | - | 16,558.00 |
| University Fee | 13,780.00 | 4,094.10 |
| Flood Relief | - | 39,503.00 |
| National Assessment and Accreditation Council | - | 57,147.00 |
| Cricket Association | 33,800.00 | - |
| Manager's Discretionary Fund | 49,500.00 | - |
| Convenience Fee | 11,899.58 | - |
| MHRD National Seminar Admission Fee | 50,927.00 | - |
| | 22,04,749.58 | 25,09,019.10 |

GROUPINGS TO ACCOUNTS FOR THE YEAR ENDED 31.03.2021**GROUPINGS TO INCOME & EXPENDITURE ACCOUNT****ANNEXURE: 21****INTEREST RECEIVED ON FIXED DEPOSITS:-**

| | <u>For the year ended</u> <u>31.03.2021</u> | <u>For the year ended</u> <u>31.03.2020</u> |
|---------------|--|--|
| From HDFC Ltd | 2,40,519.40 | 3,60,043.40 |
| From Others | 9,58,382.60 | 5,21,111.85 |
| | <u>11,98,902.00</u> | <u>8,81,155.25</u> |

ANNEXURE: 22**DONATIONS RECEIVED:**

| | <u>For the year ended</u> <u>31.03.2021</u> | <u>For the year ended</u> <u>31.03.2020</u> |
|---|--|--|
| Donation from well wishers | 20,000.00 | 64,000.00 |
| Donation related to Centenary Celebration | 22,000.00 | |
| | <u>42,000.00</u> | <u>64,000.00</u> |

ANNEXURE: 23**SALARY, E.P.F. AND ALLOWANCES:****Salary and Allowances:**

| | <u>For the year ended</u> <u>31.03.2021</u> | <u>For the year ended</u> <u>31.03.2020</u> |
|--|--|--|
| Manager's allowance | 1,20,000.00 | 1,20,000.00 |
| Management staff salary | 21,67,885.00 | 20,18,866.00 |
| Hostel staff Salary | 20,18,985.00 | 17,93,180.00 |
| Salary to Guest Faculty (Aided) | 84,407.00 | 7,850.00 |
| EPF-Management Staff | 2,37,274.00 | 51,024.00 |
| EPF-Hostel Staff | 1,66,157.00 | 1,64,024.00 |
| EPF-Watching and cleaning | 2,07,116.00 | 2,38,919.00 |
| ESI-Watching and cleaning | 37,023.57 | 17,692.00 |
| ESI Contribution Management staff | 1,43,359.86 | 1,62,258.00 |
| ESI-Hostel Staff | 31,160.29 | 14,201.00 |
| Salary Paid to Attendance Entering Staff | 85,000.00 | 96,000.00 |
| Salary to Library Staff | 3,45,000.00 | 2,70,226.00 |
| Salary to PRO | 88,709.00 | - |
| | <u>57,32,076.72</u> | <u>49,54,240.00</u> |

GROUPINGS TO ACCOUNTS FOR THE YEAR ENDED 31.03.2021**GROUPINGS TO INCOME & EXPENDITURE ACCOUNT****ANNEXURE: 24****REPAIRS AND UPKEEP
OF COLLEGE ASSETS:**

| | <u>For the year ended 31.03.2021</u> | <u>For the year ended 31.03.2020</u> |
|----------------------------------|--|--|
| College Building & other repairs | 13,99,345.00 | 11,90,058.00 |
| Mahaganitham Repairs | 1,66,286.00 | - |
| N R Block | - | 97,940.00 |
| Chapel Repairs | 9,78,175.00 | - |
| Hostel Building repairs | 1,62,207.00 | 11,69,149.00 |
| Staff Quarters repairs | 21,201.00 | 1,74,380.00 |
| Water System repairs | 81,288.00 | 34,117.00 |
| Electric System repairs | 1,21,609.00 | 2,23,786.00 |
| Computer Maintenance Charges | 3,82,991.00 | 1,03,479.00 |
| Library Development Expenses | 90,502.00 | 93,474.00 |
| CAMPUS CCTV | 350.00 | 1,06,035.00 |
| Principal's Quarters Repairs | - | 390.00 |
| | <u>34,03,954.00</u> | <u>31,92,808.00</u> |

ANNEXURE: 25**PRINTING AND STATIONERY (NET)**

| | <u>For the year ended 31.03.2021</u> | <u>For the year ended 31.03.2020</u> |
|--|--|--|
| Office | 1,53,942.00 | 1,64,486.00 |
| Ormakoottu book printing charges collected | (500.00) | (1,500.00) |
| | <u>1,53,442.00</u> | <u>1,62,986.00</u> |

ANNEXURE: 26**HOSTEL AND MESS ESTABLISHMENT
EXPENSES:**

| | <u>For the year ended 31.03.2021</u> | <u>For the year ended 31.03.2020</u> |
|---------------------------------------|--|--|
| Women's hostel establishment expenses | 2,10,431.00 | 1,75,133.00 |
| Chacko hostel establishment expenses | 1,66,106.00 | 1,99,697.00 |
| | <u>3,76,537.00</u> | <u>3,74,830.00</u> |

GROUPINGS TO ACCOUNTS FOR THE YEAR ENDED 31.03.2021**GROUPINGS TO INCOME & EXPENDITURE ACCOUNT****ANNEXURE: 27****MISCELLANEOUS EXPENSES:**


| | For the year ended 31.03.2021 | For the year ended 31.03.2020 |
|--|----------------------------------|----------------------------------|
| Campus Beautification expenses | 2,36,951.00 | 2,09,843.00 |
| Election expenses | - | 30,081.00 |
| Staff Welfare Expenses | 21,500.00 | 68,000.00 |
| Old Students Association Expenses(Net) | 24,988.00 | 44,687.00 |
| Founder's Day | - | 55,681.00 |
| Cricket Association | - | 1,210.00 |
| Manager's Discretionary Fund | - | 4,779.00 |
| Hostel Committee fee paid | 13,290.00 | 5,580.00 |
| Internet charges | 94,835.00 | 14,131.00 |
| Self Financing Sports expenses | 47,062.00 | 92,466.00 |
| New Courses Expenses | 31,500.00 | 17,025.00 |
| Principal Selection Expenses | 86,333.00 | - |
| Inspection Fee | 16,050.00 | 8,150.00 |
| IQAC Income\ Expense | 66,625.00 | 38,784.00 |
| Standing Council Expenses | 47,519.00 | 78,336.00 |
| Governing body and council expenses | 8,721.00 | 37,089.00 |
| Sundry Expenses | 3,43,931.00 | 3,72,386.44 |
| Botanical Garden | - | 12,263.00 |
| Contribution to Student Christian Fellowship | - | 27,200.00 |
| Placement Cell expenses | 1,17,596.00 | 35,279.00 |
| VBS Expense | - | 5,000.00 |
| University Exam Expense | 8,428.00 | 12,500.00 |
| Marginal Increase Fee | 56,700.00 | 42,000.00 |
| Day care Center Expense (Net) | 2,20,800.00 | 1,92,590.00 |
| Mess Utensils | - | 28,830.00 |
| UCCAANA INC/EXP | 6,645.00 | 7,444.00 |
| Guest expenses | 4,773.00 | 55,639.00 |
| Auditing Objection | 12,192.00 | - |
| Financial aid | - | 3,000.00 |
| Mahatma Gandhi 150th Birthday Celebration | - | 1,625.00 |
| Religious Expense | - | 6,000.00 |
| Endowment Income/ Expense | 1,58,405.00 | 2,01,756.00 |
| Academic Auditing | - | 800.00 |
| Advisory Board | - | 11,000.00 |
| Canteen Uniform | - | 10,730.00 |
| FCRA Expense | - | 1,32,835.00 |
| RUSA Expense | - | 31,073.00 |
| College Union (For Arts festival) Expenses | - | 25,000.00 |
| Physical Education Expenses | 3,000.00 | 49,779.00 |
| KCC Subscription | - | 12,000.00 |
| Manager Nomination Expenses | - | 22,676.00 |

GROUPINGS TO ACCOUNTS FOR THE YEAR ENDED 31.03.2021**GROUPINGS TO INCOME & EXPENDITURE ACCOUNT**

| | | |
|---------------------------------------|---------------------|---------------------|
| Manager Expenses (Telephone Charges) | 6,149.00 | 5,879.00 |
| Retreat Expense | - | 9,254.00 |
| Excess TDS paid | - | 1,956.00 |
| Solar inauguration expenses | - | 20,623.00 |
| ICU Japan Expenses | - | 99,884.00 |
| Self Financing Block Shifting | - | 31,727.00 |
| OLD STUDENTS&WELLWISHERS CONTRIBUTION | 29,249.99 | - |
| ERP (Payment Gateway Integration) | 88,500.00 | - |
| Higher Education | 16,166.00 | - |
| MCA Rain water Harvest | 17,833.00 | - |
| Lease network | 1,18,383.00 | - |
| Website Expenses | 1,52,107.00 | - |
| | <u>20,56,231.99</u> | <u>21,74,570.44</u> |

Expenditure Of Self Financing Courses 2020-21

| | | |
|----------|--|-------------------|
| 1 | Master in Computer Application(MCA) | |
| | Mca Salary | 7232268 |
| | Mca Repairs & Maintenance | 73193 |
| | Mca Internet | 9520 |
| | Mca IBS Exam Fee | |
| | Mca Website | 22227 |
| | Mca Endowment | 143500 |
| | Mca Admission | 40368 |
| | Mca Telephone | 30261 |
| | Mca Foss Seminar | |
| | Mca Software Development Cell | |
| | Mca epf | 261529 |
| | Mca esi | 22496.86 |
| | Mca Advertisement | |
| | Mca Placement Cell | 0 |
| | Mca Journals and Newspaper | 80384 |
| | Mca Hrd Training Expenses | 0 |
| | Mca Printing And Stationery | 8890 |
| | Mca Fire & Burglary Insurance | 0 |
| | Mca Resonance | 0 |
| | Mca Electricity Charge | |
| | Mca University Affiliation | |
| | Mca Annual Administration Fee | 214200 |
| | Mca Travelling | 5260 |
| | Mca Miscellaneous Exp | 117052 |
| | Mca Postage | 687 |
| | Mca Yoga Day | |
| | Mca Sports Day | 0 |
| | Mca AICTE | 0 |
| | MCA Faculty Training program | |
| | MCA Alumni Fee | |
| | MCA AMC | 291883 |
| | MCA Guest Salary | |
| | MCA & MBA Advisory Board | |
| | MCA Projector | |
| | MCA Seminar Hall | 0 |
| | MCA Womens Day | |
| | MCA Workshop | 0 |
| | | 8553718.86 |
| 2 | M.Sc. Bio-Technology | |
| | M.Sc Biotechnology Inc/Exp | 18563 |
| | Msc. Biotech Salary | 1166849 |
| | Msc. Biotech EPF | 76738 |
| | Msc. Biotech Esi | 4376.86 |
| | Msc. Biotech Salary for Guest lecturers | |
| | Msc. Biotech Repairs & maintenance | |
| | Msc. Biotech Breakage | -5500 |
| | Msc. Biotech Chemicals | 35271 |
| | Msc. Biotech. Telephone | 369 |




Prof. Dr. M. I. Punnoose
 Principal
 Union Christian College, Aluva

| | | |
|----------|--|-------------------|
| | Msc Biotech Annual Administration Fee | 0 |
| | M.Sc. Biotech. Printing & Stationary | |
| | M Sc Biotech Books | |
| | | 1296666.86 |
| 3 | M.Sc. Bio-Informatics:- | |
| | Msc. Bioinformatics Income/Exp. | 3834 |
| | Msc. Bioinformatics Salary | 1125730 |
| | Msc. Bioinformatics Salary for Guest lecturers | 107500 |
| | Msc. Bioinformatics EPF | 68925 |
| | Msc. Bioinformatics ESI | 6577.29 |
| | M.Sc. Bioinformatics Printing & Stationary | 0 |
| | Msc. Bioinformatics- Workshop | 59000 |
| | Msc. Bioinformatics Computer Accessories | 0 |
| | Msc Bioinformatics Annual Administration Fee | 0 |
| | Msc. Bioinformatics Chemicals | 631 |
| | Msc.Bioinformatics -Telephone | |
| | | 1372197.29 |
| 4 | B.Sc. Computer Maintenance | |
| | Cme Income/Expenditure | 20321 |
| | Cm&E Computer and Accessories | 23335 |
| | C.M&E Miscelaneous Exp | 0 |
| | CME Scholarship | 4010 |
| | CM & E Seminar \ workshop | 26200 |
| | Cm& E Annual Administration Fee | 0 |
| | Cm&E Printing And Stationary | 1902 |
| | Cm & E Electronics & Electrical Items | 1793 |
| | Cm & E Guest Lecturer Salary | 30000 |
| | Cm & E EPF | 68416 |
| | Cm & E ESI | 2211.71 |
| | Cm & E Salary | 1812952 |
| | Cme-Telephone | |
| | CM&E Books | 6303 |
| | CM&E FURNITURE | |
| | | 1997443.71 |
| 5 | B.Sc.BT & SP | |
| | Bt & Sp Salary | 1036806 |
| | Bt & Sp EPF | 60436 |
| | Bt & Sp ESI | 12902.14 |
| | Bt & Sp Salary for Guest lecturers | 22750 |
| | Bt & Sp Annual Administration Fee | 0 |
| | BT & SP Maintanance / Renovations | |
| | Bt & Sp Affiliation fee | |
| | Bt & Sp Breakage | |
| | Bt & Sp Scholarship | 14015 |
| | Bt & Sp Expense | 19290 |
| | | 1166199.14 |
| 6 | Institute Of Communication & Information Technology | |
| | Icit Expenditure | |
| | Icit Stationery | |
| | Salary To ICIT Staff | |



Prof. Dr. M. I. Punnoose
Principal
Union Christian College, Aluva-2

| | | |
|---|--|-------------------|
| | Icit Computer Repairs | |
| | Icit Electrical Fitting | |
| | ICIT EPF | |
| | Telephone ICIT | |
| | | 0 |
| 7 | B.Commerce | |
| | B.Com Expenses | 12316 |
| | B Com. Printing & Stationary | 0 |
| | B Com. Seminar Exp. | 0 |
| | B Com. Salary for Guest Lecturers | 225000 |
| | B Com. EPF | 143952 |
| | B Com. ESI | 27481.71 |
| | B.Com Annual Administration Fee | 0 |
| | B.Com Salary | 2340214 |
| | B Com Scholarship | 9000 |
| | | 2757963.71 |
| | | |
| 8 | Master In Business Administration (MBA) | |
| | Mba Remuneration | 3469139 |
| | Mba Guest Lecturer Salary | 0 |
| | Mba EPF | 144751 |
| | Mba ESI | 10934.71 |
| | Mba HRD Training | 300000 |
| | Mba Advertisement | |
| | Mba Course Affiliation Fees | 0 |
| | Mba Admission | 19230 |
| | Mba University Affiliation fee | |
| | Mba Annual Administration Fee | 0 |
| | Mba DTE | 21000 |
| | Mba Course Inc/Exp. | |
| | Mba Repairs & Maintanance | 0 |
| | Mba Fest | 0 |
| | Mba Telephone | 14013 |
| | Mba Postage | 252 |
| | Mba Printing & Stationary | 8961 |
| | Mba Journals & Newspaper | 14264 |
| | Mba AICTE | 0 |
| | Mba Website | 24072 |
| | Mba Computer and Accessories | 8680 |
| | Mba Travelling | 2450 |
| | Mba Construction Expense | |
| | Mba Bank Coaching | 0 |
| | Mba Scholarship | 0 |
| | Mba Special fee | |
| | Mba Job Fair | |
| | Mba Sports | 1897 |
| | Mba Placement Consultancy | 0 |
| | MBA Unty Exam Fees | |
| | Mba Miscallaneous | 46600 |
| | MBA Arts Day | |



Prof. Dr. M. I. Punnoose
Principal
Union Christian College, Aluva-2

| | | |
|----------|--|-------------------|
| | MBA Library Books/Journals/News Paper | |
| | MBA Women Cell | |
| | MBA Faculty Training Program | 0 |
| | | 4086243.71 |
| 9 | BioScience | |
| | Honorarium to Susan Eapen | 154084 |
| | BioScience Other Expenses | 35811 |
| | Registration fee for attending Seminar | |
| | Training and Career guidance programme | |
| | | 189895 |




Prof. Dr. M. I. Punnoose
Principal
Union Christian College, Aluva-2